




SERC Sdn Bhd
Socio-Economic Research Centre

Regional Comprehensive Economic Partnership (RCEP):

Trade in Goods

27 August 2021



Summary of RCEP Chapter 2

Chapter 2: Trade in Goods

This chapter contains two sections, i.e. a) **General Provisions and Market Access for Goods**, and b) **Non-Tariff Measures**. The ultimate outcome is to achieve a high level of trade liberalisation and market access among the RCEP parties.

Key salient points

- Each RCEP parties shall commit to **reduce or eliminate its customs duties on originating goods of other Parties** according to Schedule in Annex I (Schedules of Tariff Commitments).
- **For non-tariff measures**, this chapter covers **general elimination of quantitative restrictions, greater transparency on the application of non-tariff measures, import licensing procedures and the application of fees and formalities connected with importation and exportation**.
- **Set out a process for Parties to conduct technical consultations on non-tariff measures** that adversely affect trade between them and also provide for the possibility of future work to be undertaken on sector-specific initiative to facilitate greater trade.

Snapshot on Schedules of Tariff Commitments (Annex I)

- Each RCEP parties has **different maximum years of tariff commitments (reduction or elimination) and special tariff arrangement** schedule with selected RCEP parties as below:

Country	Maximum years	Remarks
Singapore	Eliminate the customs duties on all originating goods under this Agreement, as from the date of entry into force of this Agreement.	
Australia, Cambodia, Lao PDR, Myanmar, New Zealand	Year 20 & subsequent years	A fix schedule to apply for all RCEP parties
Malaysia	Year 23 & subsequent years	
Brunei	Year 25 & subsequent years	
South Korea*, Philippines, Thailand	Year 20 & subsequent years	Different timeline of commitment for selected RCEP parties in reducing or eliminating the tariff rate in certain products
China*, Japan	Year 21 & subsequent years	
Indonesia	Year 23 & subsequent years	
Vietnam	Year 25 & subsequent years	

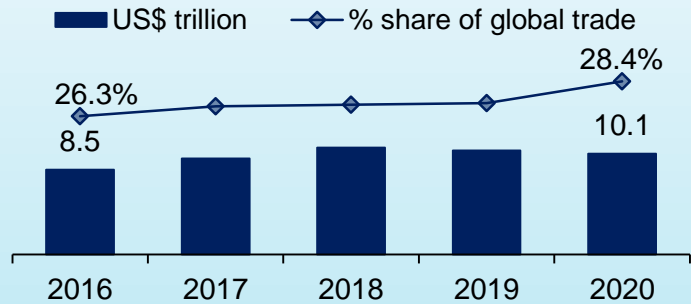
*Note: *The customs duties are imposed by China on South Korea products or vice versa, it is taking the maximum of 35 years to reduce or eliminate the tariff rate .*

RCEP - Trade in Goods

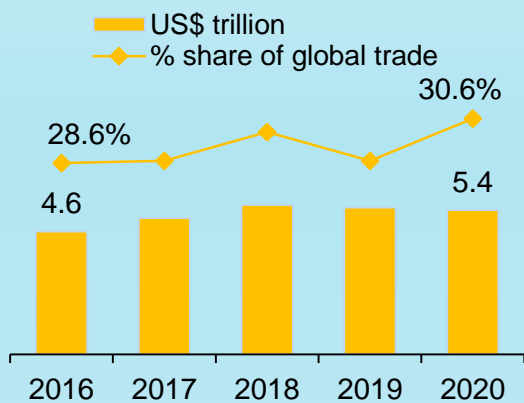


RCEP GDP
USD24 trillion
(28.2% of global GDP)
Year 2019

RCEP – Total Trade



RCEP – Exports



Top 5 - RCEP's major export products to the World*

By products	US\$ trillion (% share of RCEP)
Electrical machinery and equipment	1.4 (25.5%)
Nuclear reactors, boilers, machinery and mechanical appliances; parts thereof	0.8 (14.5%)
Vehicles	0.3 (5.4%)
Plastics products	0.2 (3.6%)
Optical and medical equipment	0.2 (3.4%)

Top 3 - Export by RCEP parties



China

US\$2.6 trillion (47.8%[^])



Japan

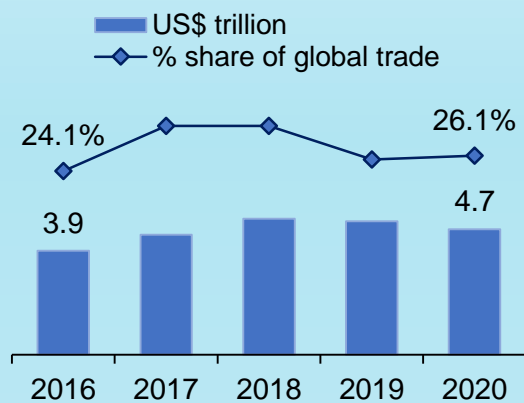
US\$0.6 trillion (11.8%[^])



Korea

US\$0.5 trillion (9.5%[^])

RCEP – Imports



Top 5 - RCEP's major import products from the World*

By products	US\$ trillion (% share of RCEP)
Electrical machinery and equipment	1.1 (24.0%)
Mineral fuels and oils	0.6 (13.3%)
Nuclear reactors, boilers, machinery and mechanical appliances; parts thereof	0.5 (10.8%)
Ores, slag and ash	0.2 (4.8%)
Optical and medical equipment	0.2 (4.1%)

Top 3 – Import by RCEP parties



China

US\$2.1 trillion (44.0%[^])



Japan

US\$0.6 trillion (13.6%[^])



Korea

US\$0.5 trillion (10.0%[^])

Note: Global GDP data as at 2019 due to Japan 2020 GDP data unavailable

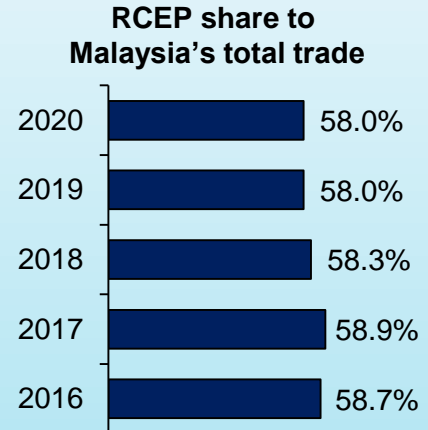
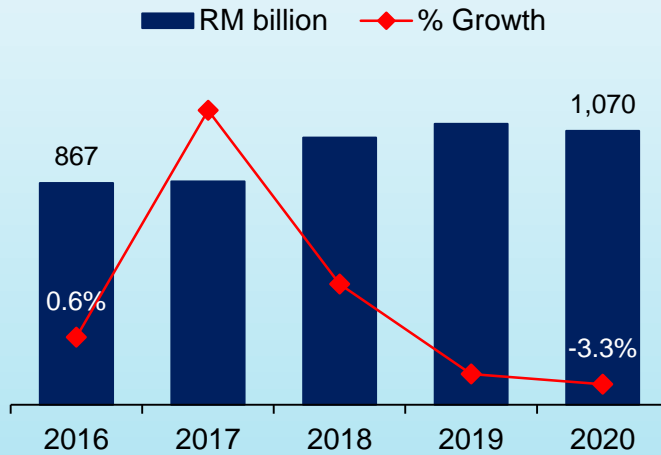
*Data excluded Brunei, Cambodia and Lao due to no data available

Source: World Bank, UN Comtrade; data as at 2020

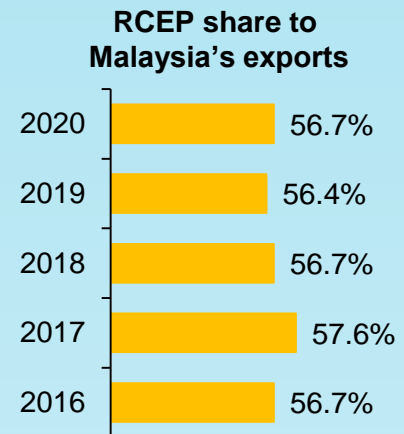
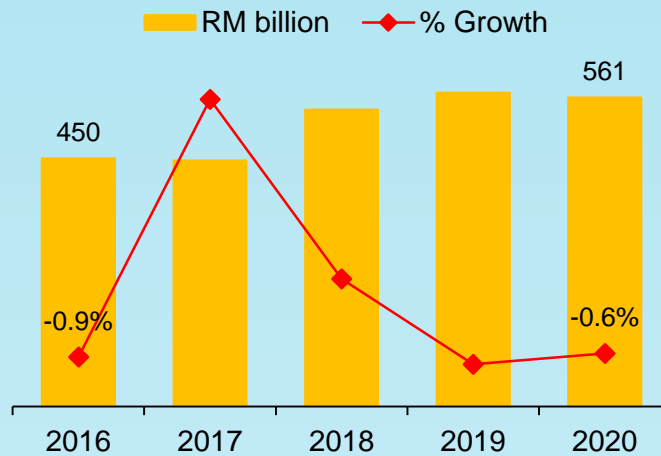
[^]% share of RCEP

Malaysia's Trade Position in RCEP

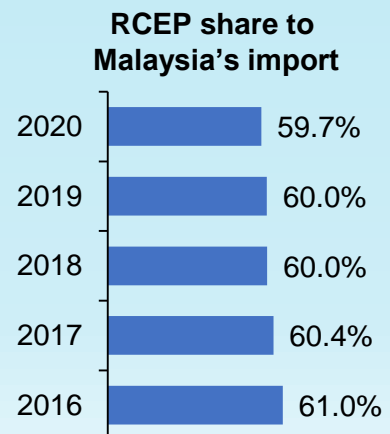
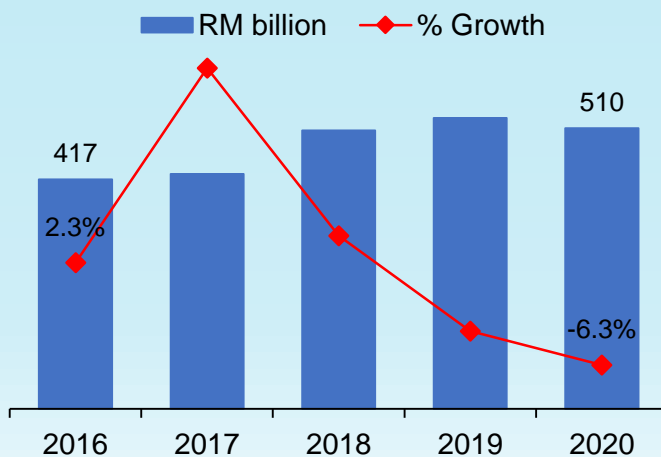
Malaysia's total trade with RCEP



Malaysia's exports to RCEP



Malaysia's imports from RCEP



Source: DOSM; data as at 2020

Malaysia's Trade Position in RCEP (cont.)

Malaysia's exports to RCEP

Top 5 - Trade partners in RCEP (Year 2020)

By country	RM billion	Share to RCEP parties
China	159.2	28.6%
Singapore	142.1	25.5%
Japan	62.6	11.2%
Thailand	45.3	8.1%
South Korea	34.7	6.2%

Top 5 – Products exporting to RCEP parties (Year 2020)

By product	RM billion	Share to RCEP parties
Electrical and electronic products	190.0	34.1%
Mineral fuels and oils	95.2	17.1%
Machinery and equipment	42.3	7.6%
Plastics products	27.2	4.9%
Optical and medical equipment	22.0	3.9

Malaysia's imports from RCEP

Top 5 - Trade partners in RCEP (Year 2020)

By country	RM billion	Share to RCEP parties
China	172.9	36.0%
Singapore	74.0	15.4%
Japan	61.8	12.9%
South Korea	46.1	9.6%
Indonesia	37.1	7.7%

Top 5 - Products importing from RCEP parties (Year 2020)

By product	RM billion	Share to RCEP parties
Electrical and electronic products	140.1	29.3%
Mineral fuels and oils	56.2	11.8%
Machinery and equipment	50.4	10.5%
Plastics products	18.8	3.9%
Iron and steel	14.6	3.0%

Source: DOSM

Malaysia's major export products* to RCEP in 2020

Australia	RM mil	% share
Mineral fuels and oils	9,267	38.0%
Machinery and equipment	2,663	10.9%
Electrical and electronic products	2,114	8.7%
Plastics products	1,279	5.2%
Rubber products	1,029	4.2%

Brunei	RM mil	% share
Mineral fuels and oils	472.5	17.0%
Machinery and equipment	275.3	9.9%
Preparations of cereals, etc	254.0	9.1%
Miscellaneous edible preparations	157.1	5.7%
Pharmaceutical products	152.6	5.5%

Cambodia	RM mil	% share
Knitted or crocheted fabrics	339.4	22.7%
Mineral fuels and oils	291.4	19.5%
Vehicles	117.7	7.9%
Machinery and equipment	76.1	5.1%
Aluminium products	72.8	4.9%

China	RM mil	% share
Electrical and electronic products	59,813.2	37.6%
Mineral fuels and oils	18,665.7	11.7%
Iron and steel	9,588.4	6.0%
Plastics products	9,448.4	5.9%
Animal or vegetable fats and oils	8,154.9	5.1%

Indonesia	RM mil	% share
Mineral fuels and oils	6,499.9	22.0%
Aircraft and parts	4,119.4	13.9%
Plastics products	3,006.2	10.2%
Machinery and equipment	2,388.3	8.1%
Electrical and electronic products	2,200.0	7.4%

Japan	RM mil	% share
Electrical and electronic products	17,678.8	28.3%
Mineral fuels and oils	16,943.5	27.1%
Machinery and equipment	3,346.2	5.3%
Optical and medical equipment	2,804.0	4.5%
Plastics products	2,543.9	4.1%

South Korea	RM mil	% share
Electrical and electronic products	13,020.8	37.5%
Mineral fuels and oils	8,565.4	24.7%
Optical and medical equipment	1,753.3	5.1%
Machinery and equipment	1,412.0	4.1%
Aluminium products	1,275.2	3.7%

Lao PDR	RM mil	% share
Man-made staple fibres	30.8	54.8%
Machinery and equipment	5.9	10.5%
Cotton	3.3	5.9%
Beverages	2.9	5.1%
Man-made filaments	2.6	4.6%

Note: *By HS code; data as at 2020
Source: DOSM

Malaysia's major export products* to RCEP in 2020 (cont.)

Myanmar	RM mil	% share
Iron and steel	767.4	25.0%
Mineral fuels and oils	665.6	21.7%
Plastics products	229.5	7.5%
Fertilisers	202.2	6.6%
Machinery and equipment	160.9	5.2%

New Zealand	RM mil	% share
Mineral fuels and oils	1,051.9	27.6%
Residues from food industries	400.2	10.5%
Animal or vegetable fats and oils	331.8	8.7%
Machinery and equipment	295.1	7.7%
Electrical and electronic products	285.2	7.5%

Philippines	RM mil	% share
Electrical and electronic products	3,459.8	19.7%
Animal or vegetable fats and oils	2,331.3	13.2%
Mineral fuels and oils	1,993.1	11.3%
Iron and steel	1,629.2	9.3%
Plastics products	1,259.6	7.2%

Singapore	RM mil	% share
Electrical and electronic products	64,240.0	45.2%
Mineral fuels and oils	21,252.3	15.0%
Machinery and equipment	16,684.0	11.7%
Optical and medical equipment	6,230.3	4.4%
Plastics products	3,164.0	2.2%

Thailand	RM mil	% share
Electrical and electronic products	16,554.7	36.5%
Mineral fuels and oils	5,493.5	12.1%
Machinery and equipment	5,134.4	11.3%
Plastics products	2,494.1	5.5%
Vehicles	1,423.8	3.1%

Vietnam	RM mil	% share
Electrical and electronic products	10,385.3	33.6%
Mineral fuels and oils	4,032.7	13.0%
Machinery and equipment	2,933.1	9.5%
Plastics products	2,613.1	8.5%
Aluminium products	1,385.1	4.5%



Note: *By HS code; data as at 2020
Source: DOSM

Malaysia's major import of products* from RCEP parties in 2020

Australia	RM mil	% share
Mineral fuels and oils	7,861.8	39.9%
Ores, slag and ash	2,029.6	10.3%
Copper products	1,562.5	7.9%
Inorganic chemicals	1,510.6	7.7%
Meal and edible meat offal	935.8	4.8%

Cambodia	RM mil	% share
Cereals	137.4	28.7%
Knitted or crocheted apparel and clothing accessories	109.5	22.9%
Not knitted or crocheted apparel and clothing accessories	47.9	10.0%
Footwear	45.8	9.6%
Leather products	30.9	6.5%

Indonesia	RM mil	% share
Mineral fuels and oils	9,808.8	26.7%
Animal or vegetable fats and oils	4,744.3	12.9%
Miscellaneous chemical products	2,120.6	5.8%
Electrical and electronic products	1,927.3	5.3%
Iron and steel	1,785.4	4.9%

South Korea	RM mil	% share
Electrical and electronic products	11,492.7	24.9%
Ships, boats and floating structures	10,088.7	21.9%
Mineral fuels and oils	6,166.3	13.4%
Iron and steel	2,922.3	6.3%
Machinery and equipment	2,701.5	5.9%

Brunei	RM mil	% share
Mineral fuels and oils	1,698.6	87.7%
Organic chemical	171.1	8.8%
Machinery and equipment	12.0	0.6%
Aircraft and parts	11.2	0.6%
Other base metals	5.6	0.3%

China	RM mil	% share
Electrical and electronic products	59,927.9	34.8%
Machinery and equipment	27,776.5	16.1%
Mineral fuels and oils	8,462.8	4.9%
Plastics products	7,135.9	4.1%
Miscellaneous chemical products	4,530.3	2.6%

Japan	RM mil	% share
Electrical and electronic products	21,757.7	35.3%
Machinery and equipment	7,449.1	12.1%
Vehicles	4,409.0	7.2%
Iron and steel	4,365.1	7.1%
Plastics products	3,506.0	5.7%

Lao PDR	RM mil	% share
Electrical and electronic products	17.8	37.4%
Fertilisers	13.7	28.7%
Machinery and equipment	12.5	26.3%
Not knitted or crocheted apparel and clothing accessories	0.8	1.7%
Animal or vegetable fats and oils	0.7	1.5%

Note: *By HS code; data as at 2020
Source: DOSM

Malaysia's major import products* from RCEP in 2020 (cont.)

Myanmar	RM mil	% share
Cereals	170.9	18.2%
Rubber products	160.3	17.1%
Edible vegetables	140.5	15.0%
Fish and other aquatic invertebrates	126.0	13.5%
Knitted or crocheted apparel and clothing accessories	104.7	11.2%

New Zealand	RM mil	% share
Dairy products, eggs, honey and edible products of animal origin	1,672.4	54.5%
Meat and edible meat offal	353.0	11.5%
Preparations of cereals, etc	176.0	5.7%
Fruits and nuts	121.5	4.0%
Paper and paperboard	79.5	2.6%

Philippines	RM mil	% share
Electrical and electronic products	5,463.4	62.2%
Machinery and equipment	541.5	6.2%
Rubber products	441.1	5.0%
Animal or vegetable fats and oils	390.7	4.5%
Mineral fuels and oils	294.3	3.4%

Singapore	RM mil	% share
Electrical and electronic products	26,772.6	36.3%
Mineral fuels and oils	17,589.8	23.9%
Machinery and equipment	5,520.7	7.5%
Pearls, precious stones and metals	5,489.6	7.5%
Plastics products	3,158.3	4.3%

Thailand	RM mil	% share
Electrical and electronic products	6,967.1	20.3%
Rubber products	4,593.8	13.4%
Vehicles	4,118.1	12.0%
Machinery and equipment	3,688.3	10.8%
Plastics products	1,825.8	5.3%

Vietnam	RM mil	% share
Electrical and electronic products	5,507.5	30.6%
Iron and steel	1,593.7	8.8%
Mineral fuels and oils	1,119.2	6.2%
Cereals	1,040.6	5.8%
Machinery and equipment	957.7	5.4%



Note: *By HS code; data as at 2020
Source: DOSM

Findings of tariff commitments

Malaysia's Schedule of Tariff Commitments

- SERC's tabulation showed that there are **9,425 tariff lines in Malaysia's schedule of Tariff Commitments (Page 22-24)**. Before the implementation of RCEP, **64.6% of tariff lines are enjoying zero tariff with the RCEP parties**.
- Once RCEP is implemented, **an additional 5.3% of tariff lines' tariff rate will immediately be eliminated**. 20.0% of tariff lines will reduce to zero tariff rate either in Year 10, Year 15 or Year 20. Ultimately, **90% of tariff lines will not impose any tariff rate in year 20 and subsequent years**.
- 2.7% of tariff lines will see the tariff rate gradually be reduced in 23 years and remained unchanged in subsequent years. 7.3% of tariff lines will be excluded from any commitment of tariff reduction or elimination.

By category		Share of tariff lines
Tariff lines are enjoying zero tariff rate		64.6%
After implementation of RCEP,		
	Tariff lines will immediately enjoy zero tariff rate	5.3%
	Tariff lines will reduce to zero tariff rate in Year 10	13.2%
	Tariff lines will reduce to zero tariff rate in Year 15	6.1%
	Tariff lines will reduce to zero tariff rate in Year 20	0.7%
Tariff rate will be reduced but not to be zero-rated		2.7%
Tariff lines will be excluded from any commitment of tariff reduction or elimination		7.3%
Source: SERC calculates		
Total =		100.0%

- Our tabulation of Malaysia's tariff commitment by products** showed that:
 - For **foods and beverages (HS code 01-23)**, additional 195 tariff lines will immediately enjoy zero tariff and 64 tariff lines will eliminate tariff rate in year 10 or year 15. The share of tariff lines with 0% will increase from 75.8% (*before the implementation of RCEP*) to 93.1% in year 15.
 - For **silk and cotton (HS code 50 and 52)**, all tariff lines in reduce to 0% in Year 10.
 - For **electrical machinery and equipment and parts thereof (HS code 85)**, additional 15 tariff lines will immediately enjoy zero tariff, followed by additional 34 tariff lines and 54 tariff lines will eliminate tariff rate in Year 10 and Year 15. The share of tariff lines with 0% will increase from 66.7% (*before implementation of RCEP*) to 89.6% in year 15.
 - For **imported passenger cars (HS code 8703)**, six tariff lines (3.3% share of total tariff lines) are enjoying zero tariff rate and 86 tariff lines (47.2% share) will reduce to zero tariff rate in Year 20. The remaining 90 tariff lines (49.5% share) are not subject to commit any tariff reduction or elimination.
 - For **more details or product lines related to your industry**, kindly refers to page 20 onward.

Findings of tariff commitments (cont.)

Comparison between RCEP parties' tariff commitments on imported China's products

Country	Imported goods			
	Immediately enjoying zero tariffs	Ultimately enjoying zero tariffs	Enjoying reduced tariffs	Excluding from any commitment of tariff reduction or elimination
Japan	57.0%	88.0%	0%	12.0%
South Korea	50.4%	86.0%	1.1%	13.0%
Malaysia*	70.0%	90.0%	2.7%	7.3%
Vietnam, Thailand, Indonesia, Philippines, Brunei	74.9%	90.5%	5.5%	4.0%
Laos, Cambodia, Myanmar	29.9%	86.3%	0.0%	13.7%
Australia	75.3%	98.2%	1.1%	0.7%
New Zealand	65.4%	91.8%	8.2%	0.0%

Note: *SERC's calculation; Add up to 100% per row

Source: Graphic@Asia Briefing Ltd; SERC

China's schedule of tariff commitments to RCEP parties








Category		Japan	South Korea	ASEAN	Australia	New Zealand
Imported goods immediately enjoying zero Chinese tariffs		25.0%	38.6%	67.9%	65.8%	66.1%
Imported goods enjoying zero Chinese tariffs	Over the next 10 years	46.5%	41.0%	12.7%	14.2%	13.9%
	Over the next 15 years	11.5%	3.1%	3.0%	0.0%	0.0%
	Over the next 20 years	3.0%	3.2%	6.9%	10.0%	10.0%
Imported goods ultimately enjoying zero Chinese tariffs		86.0%	86.0%	90.5%	90.0%	90.0%
Imported goods enjoying reduced Chinese tariffs		0.4%	1.0%	5.4%	5.5%	5.6%
Imported goods excluding from any commitment of tariff reduction or elimination		13.6%	13.0%	4.1%	4.5%	4.4%

Note: Sum up equal to "imported goods ultimately enjoying zero Chinese tariffs" per column; add up to 100% per column

Source: Graphic@Asia Briefing Ltd

Findings of tariff commitments (cont.)

Malaysia's selected imported goods from RCEP members "immediately enjoying zero tariffs"

 Mattress supports BR=20%	 Kiwifruits BR=15%	 Upright piano BR=15%	 Smoked pacific salmon BR=7%
 Sweet biscuits BR=6%	 Liquid dielectric transformers BR=5%	 Ballasts for discharge lamps or tubes BR=5%	 Railway or tramway sleepers (cross-ties) of wood BR=5%
 Pears BR=5%	 Dolomite BR=5%	 Theodolites and tachymeters BR=5%	 Hand saws BR=5%

Note: BR=Base rate*; *Base tariff rate of imported products before the RCEP coming into force.
Source: Malaysia's Schedule of RCEP's Tariff Commitments





























Malaysia's selected imported goods from RCEP members "excluding from any commitment of tariff reduction or elimination"

 Persimmons TR=30%	 Mata Kuching (including longan) TR=30%	 White cement, whether or not artificially coloured TR=25%	 Flat-rolled products of iron or non-alloy steel TR=20%
 Kettles TR=20%	 Rice cookers TR=20%	 Microwave ovens TR=20%	 Bridge cranes TR=20%
 Cereals "Rice" TR=15-40%	 Bananas, including plantains, fresh or dried TR= 5% and RM1.32277	 Durian TR=5% and RM0.3307	 Black Tea TR=5%

Note: Tariff Rate =TR
Source: Malaysia's Schedule of RCEP's Tariff Commitments

Findings of tariff commitments (cont.)

China's selected imported goods from ASEAN members "immediately enjoying zero tariffs"

 Durians BR=20%	 Rambutans BR=20%	 Dragon fruit BR=20%	 Upright pianos BR=17.5%
 Black Tea BR=15%	 Green Tea BR=15%	 Ginger BR=15%	 Guavas BR=15%
 Cocoa powder BR=15%	 Tableware BR=15%	 Slotting machines BR=15%	 Shaping machines BR=15%
 Padlocks BR=14%	 Audio-frequency electric amplifiers BR=12%	 Tufted textile fabrics BR=10%	 Walking-sticks, seat-sticks, whips, riding-crops BR=10%
 Safety pins BR=10%	 Liquid filled heaters BR=10%	 Sealed beam lamp unit BR=10%	 Electrical storage water heaters BR=10%
 Spark plug BR=10%	 Vacuum cleaners BR=10%	 Hand saws BR=8.4%	 Tin bars, rods, profiles and wire BR=8%
 Surgical gloves BR=8%	 Spades and shovels BR=8%	 Aluminium powders and flakes BR=6-7%	 Pharmaceutical Products (HS Code 30)** BR=3-10%

Note: BR=Base rate*; *Base tariff rate of imported products before the RCEP coming into force. **Almost all tariff lines in HS Code 30

Source: Schedule of Tariff Commitments of China for member states of ASEAN

Findings of tariff commitments (cont.)

Opportunities from tariff reductions and eliminations

a) Greater market access

Tariff reduction in at least 92% of goods among the member countries over a period of 20 years. With easier market access on lower or zero import duties, this will encourage domestic players to source for better quality and competitively priced industrial goods, intermediate and semi-finished goods from RCEP parties. As a result, RCEP is expected to generate additional 24.4%¹ in export growth for Malaysia.

b) Lower sourcing materials cost

Lower inputs cost can be expected and help to ease some cost of production and burden of doing business in Malaysia. Concurrently, consumers may enjoy cheaper prices of consumer durables and daily necessities, ranging from foods, home appliances, and clothing to make-ups.

c) Expedite growth of existing R&D players and new comers

Firms that start to innovate will grow faster, increase their imports' share and increase the number of imported goods' varieties compared to all other firms. Tariff reductions or eliminations will encourage the R&D players to develop more differentiation of innovative products to penetrate the enlarged markets.

Threats from tariff reductions and eliminations

a) Stiff competition

Tariff reductions or eliminations will encourage more imports of goods and services. Some domestic-oriented industries may not be capable to compete with the products from RCEP parties in terms of pricing and quality. The real impact will only began in year 5 to year 10 after the implementation of RCEP as an additional 13.2% of tariff lines' tariff rate will gradually reduce into half in year 5 and fall into zero tariff rate in year 10. Hence, domestic-oriented industries must use this transitional period to improve their products' quality, to produce innovative and high value-added products to stay competitive in the marketplace.

b) Losses in federal government's revenue

Tariffs are one of the revenue sources for the government. In 2011-2020, import duties had contributed an average of RM2.6 billion per year tax revenue for the government. It accounted for about an average share of 1.2% of Federal government's total indirect tax revenue in 2011-2020. Hence, the Government needs to broaden the consumption tax base (via a 3-4% GST tax rate) to offset the potential reduction in revenue from import duties.

¹World Bank (2030), United Nations ESCAP (2030) and Economic Research Institute for ASEAN and East Asia (ERIA) (2015-2030)

Conclusion

- **RCEP would create a large trading hub of goods and services in the world.** The phase lowering of barriers and non-tariff barriers as well as further streamlining of rules and regulations in trade facilitation will drive greater cross-border trade and investment opportunities. It is believed that the highly free flows of goods and services could benefit economic growth and investment flows in the RCEP region, serving as one of the drivers to support Malaysia's quest of becoming a developed high-income nation.
- **About 50-60% of imported products are already at 0% before the RCEP coming into force.** Each RCEP parties has its own schedule of tariff commitments (reduction/elimination/status quo) in imported products. While RCEP will not impact domestic-oriented industries in the short-term, domestic players must continued to improve their products' quality and value-add products in order to compete with the RCEP business players in the future.
- With further trade liberalisation, RCEP would attract global companies to locate their business in the region, and **increase opportunities for Malaysia's businesses to build and access to regional value chains, and significantly reduce the burden of complying with FTA's rules of origin.**



Appendix

	Page
Chapter 2 – Trade in Goods (RCEP agreements)	Click here
Annex I – Malaysia’s Schedules of Tariff Commitments (Headnotes)	Click here
Annex I – Malaysia’s Schedules of Tariff Commitments (Full documents)	Click here
Annex I – Malaysia’s Schedules of Tariff Commitments (TRQ)	Click here
Abbreviations & Glossary	17-18
Harmonized System (HS)	19
Summary of Malaysia’s Schedule of Tariff Commitments by Section	20-21
Summary of Malaysia’s Schedule of Tariff Commitments by Chapter	22-24
Malaysia’s Schedule of Tariff Commitments by Chapter	25-116

Abbreviations & Glossary

	Abbreviations	Glossary
Tariff Line	TL	A product as defined in the lists of tariff rates. Products can be sub-divided, the level of detailed products reflected in the number of digits in the HS code use to identify the product.
Number	N	-

Four categories can be classified in Malaysia's Schedule of Tariff Commitments

Category (A)	BR = 0%	→ Category (A) Base tariff rate of imported products are already at 0% before the RCEP coming into force.
	N of TL	

Category (B)	C-BR (Y1-20)	0% in Y1	0% in Y10	0% in Y15	0% in Y20
	XX-XX%	N of TL			

→ Category (B)

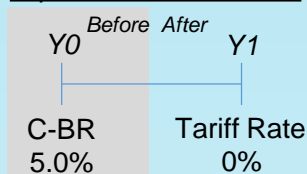
After the implementation of RCEP, base rate (BR) or tariff rate of imported products will reduce to 0% either in Year 1 (Y1) (i.e. immediately), Year 10 (Y10), Year 15 (Y15) or Year (Y20).

- C-BR = Current base rate (BR) or tariff rate (XX%[Min] – XX% [Max])

Examples:


0% in Year 1 (Y1)

Implementation of RCEP




0% in Year 10 (Y10)

Implementation of RCEP



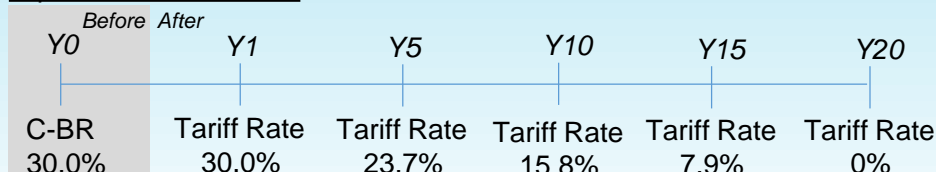
0% in Year 15 (Y15)

Implementation of RCEP



0% in Year 20 (Y20)

Implementation of RCEP



Abbreviations & Glossary (cont.)

X Four categories can be classified in Malaysia's Schedule of Tariff Commitments (cont.)

Category	RT-Y23	C-BR	TR in Y23
(C)	<i>N of TL</i>	<i>XX-XX%</i>	<i>XX-XX%</i>


→ Category (C)

After the implementation of RCEP, tariff rate of imported products will gradually reduce in 23 years and remained unchanged in subsequent years. Therefore, tariff rate in this category will not be zero-rated even after RCEP entered into force for 23 years.

- RT-Y23 = Gradually reduce tariff rate to certain rate in 23 years
- C-BR = Current base rate (BR) or tariff rate ($XX\%[Min] - XX\% [Max]$)
- TR in Y23 = Tariff Rate in Year 23 ($XX\%[Min] - XX\% [Max]$)

Examples:

RT-Y23



Category	TRRU or U	C-BR
(D)	<i>N of TL</i>	<i>XX-XX%</i>

→ Category (D)

After the implementation of RCEP, base rate (BR) or tariff rate of imported products will remain unchanged

- TRRU = Tariff rate remains unchanged
- U = "Unbound" refer to imported goods excluding from any commitment of tariff reduction or elimination
- C-BR = Current base rate or tariff rate ($XX\%[Min] - XX\% [Max]$)

Harmonized System (HS)

- In the Harmonized System, the headings (with their subheadings) are arranged in 96 Chapters, which are themselves grouped in 21 Sections (Section I – XXI).
- Section XXII is used for special classification provisions, temporary legislation or additional import restriction (Chapter 98-99).
- The HS codes are further subdivided into 7- to 12-digits items depending on the country (also referred to as commodity codes and national tariff lines).
- **This research paper summarizes the HS code up to 4-digit only.**

Structure of the HS Codes

Section	Section I – Section XXI
Chapter	2-digits (HS code 01-97*)
Heading	4-digits (HS code 0101-9706)
Subheading	6-digits (HS code 010121-970600)

Note: Chapter 77 is reserved for future use
Source: World Customs Organization

HS Code Example



Section XVI: Machinery and Mechanical Appliances; Electrical Equipment; Parts Thereof; Sound Recorders and Reproducers, Television Image and Sound Recorders and Reproducers, and Parts and Accessories of Such Articles (HS code 84-85)

Parts of vacuum cleaners
HS Code: 850870100 or 850870900

International code

85	08	70
85	08	70

Chapter 85: Electrical machinery and equipment and parts thereof; sound recorders and reproducers, television image and sound recorders and reproducers, and parts and accessories of such articles

Heading 08: Vacuum Cleaners

Subheading 70: Parts of Vacuum Cleaners

Local classification – National Tariff Line (7 to 12 digits – codes will vary)

100
900

100: Part of vacuum cleaners of subheadings 850811000 and 850819000

900: Part of vacuum cleaners of other than subheadings 850811000 and 850819000

Source: Various

Summary of Malaysia's Schedule of Tariff Commitments by Section

By Section	Total	(A)	(B)				(C)	(D)	
		BR=0%	0% in Y1	0% in "Y10"	0% in "Y15"	0% in "Y20"	RT-Y23	TRRU	U
	Number of tariff lines (N of TL)								
Section I	Live Animals; Animal Products (Chapter 1-5)								
	478	426	22	8	0	0	0	19	3
Section II	Vegetable Products (Chapter 6-14)								
	399	299	40	25	0	0	0	12	23
Section III	Animal or Vegetable Fats and Oils and Their Cleavage Products; Prepared Edible Fats; Animal or Vegetable Waxes (Chapter 15)								
	171	100	54	13	0	0	2	0	2
Section IV	Prepared Foodstuffs; Beverages, Spirits, and Vinegar; Tobacco and Manufactured Tobacco Substitutes (Chapter 16-24)								
	478	315	79	10	8	0	7	0	59
Section V	Mineral Products (Chapter 25-27)								
	202	177	9	3	9	0	0	3	1
Section VI	Products of the Chemical or Allied Industries (Chapter 28-38)								
	1,025	886	35	11	30	0	41	20	2
Section VII	Plastics and Articles Thereof Rubber and Articles Thereof (Chapter 39-40)								
	563	161	10	46	78	25	149	94	0
Section VIII	Raw Hides and Skins, Leather, Fur skins and Articles Thereof; Saddlery and Harness; Travel Goods, Handbags and Similar Containers; Articles of Animal Gut (Other Than Silkworm Gut) (Chapter 41-43)								
	82	79	3	0	0	0	0	0	0
Section IX	Wood and Articles of Wood; Wood Charcoal; Cork and Articles of Cork; Manufacturers of Straw, of Esparto or of Other Plaiting Materials; Basket ware and Wickerwork (Chapter 44-46)								
	1,511	1390	18	90	0	0	0	13	0
Section X	Pulp of Wood or of Other Fibrous Cellulosic Material; Waste and Scrap of Paper or Paperboard; Paper and Paperboard and Articles Thereof (Chapter 47-49)								
	294	114	25	151	0	0	0	4	0
Section XI	Textile and Textile Articles (Chapter 50-63)								
	1,025	496	16	448	58	0	7	0	0
Section XII	Footwear, Headgear, Umbrellas, Sun Umbrellas, Walking Sticks, Seat sticks, Whips, Riding-Crops and Parts Thereof; Prepared Feathers and Articles Made Therewith; Artificial Flowers; Articles of Human Hair (Chapter 64-67)								
	71	43	4	14	4	1	0	5	0

Summary of Malaysia's Schedule of Tariff Commitments by Section (cont.)

By Section	Total	(A)	(B)				(C)	(D)	
		BR=0%	0% in Y1	0% in "Y10"	0% in "Y15"	0% in "Y20"	RT-Y23sf	TRRU	U
	Number of tariff lines (N of TL)								
Section XIII	Articles of Stone, Plaster, Cement, Asbestos, Mica or Similar Materials; Ceramic Products; Glass and Glassware (<i>Chapter 68-70</i>)								
	188	49	13	4	44	20	5	53	0
Section XIV	Natural or Cultured Pearls, Precious or Semiprecious Stones, Precious Metals, Metals Clad With Precious Metal, and Articles Thereof; Imitation Jewellery; Coin (<i>Chapter 71</i>)								
	58	54	3	1	0	0	0	0	0
Section XV	Base Metals and Articles of Base Metal (<i>Chapter 72-83</i>)								
	823	272	60	201	89	9	4	188	0
Section XVI	Machinery and Mechanical Appliances; Electrical Equipment; Parts Thereof; Sound Recorders and Reproducers, Television Image and Sound Recorders and Reproducers, and Parts and Accessories of Such Articles (<i>Chapter 84-85</i>)								
	1,140	788	56	121	75	11	33	54	2
Section XVII	Vehicles, Aircraft, Vessels and Associated Transport Equipment (<i>Chapter 86-89</i>)								
	422	101	17	24	172	0	2	106	0
Section XVIII	Optical, Photographic, Cinematographic, Measuring, Checking, Precision, Medical or Surgical Instruments and Apparatus; Clocks and Watches; Musical Instruments; Parts and Accessories Thereof (<i>Chapter 90-92</i>)								
	244	225	13	5	0	1	0	0	0
Section XIX	Arms and Ammunition; Parts and Accessories Thereof (<i>Chapter 93</i>)								
	22	2	0	0	0	0	0	0	20
Section XX	Miscellaneous Manufactured Articles (<i>Chapter 94-96</i>)								
	213	95	27	75	6	2	0	8	0
Section XXI	Works of Art, Collectors' Pieces and Antiques (<i>Chapter 97</i>)								
	8	6	0	2	0	0	0	0	0
Section XXII	Special Classification Provisions; Temporary Legislation; Temporary Modifications Proclaimed pursuant to Trade Agreements Legislation; Additional Import Restrictions Proclaimed Pursuant to Section 22 of the Agricultural Adjustment Act, As Amended (<i>Chapter 98-99*</i>)								
	8	8	0	0	0	0	0	0	0

Note: *Chapter 99 does not exist in Malaysia's Schedule of Tariff Commitments

Summary of Malaysia's Schedule of Tariff Commitments by Chapter

By Chapter	Total	(A)	(B)				(C)	(D)	
		BR=0% ^	0% in Y1	0% in "Y10"	0% in "Y15"	0% in "Y20"	RT-Y23	TRRU	U
		Number of tariff lines (N of TL)							
1	59	55	0	0	0	0	0	4	0
2	77	71	0	0	0	0	0	6	0
3	271	242	21	8	0	0	0	0	0
4	55	42	1	0	0	0	0	9	3
5	16	16	0	0	0	0	0	0	0
6	20	20	0	0	0	0	0	0	0
7	88	78	9	0	0	0	0	0	1
8	100	27	28	21	0	0	0	12	12
9	44	42	0	0	0	0	0	0	2
10	31	23	0	0	0	0	0	0	8
11	35	34	1	0	0	0	0	0	0
12	62	56	2	4	0	0	0	0	0
13	10	10	0	0	0	0	0	0	0
14	9	9	0	0	0	0	0	0	0
15	171	100	54	13	0	0	2	0	2
16	109	95	9	3	1	0	1	0	0
17	22	18	4	0	0	0	0	0	0
18	13	2	11	0	0	0	0	0	0
19	56	24	28	0	0	0	4	0	0
20	150	132	14	0	2	0	2	0	0
21	34	14	11	3	5	0	0	0	1
22	42	1	2	4	0	0	0	0	35
23	29	29	0	0	0	0	0	0	0
24	23	0	0	0	0	0	0	0	23
25	80	62	7	3	4	0	0	3	1
26	49	49	0	0	0	0	0	0	0
27	73	66	2	0	5	0	0	0	0
28	188	159	7	2	0	0	14	6	0
29	392	382	5	0	3	0	1	1	0
30	59	59	0	0	0	0	0	0	0
31	29	28	1	0	0	0	0	0	0
32	59	32	5	4	0	0	8	10	0
33	48	48	0	0	0	0	0	0	0
34	52	32	1	5	6	0	8	0	0
35	19	7	6	0	3	0	1	2	0
36	14	3	0	0	5	0	5	1	0
37	46	44	0	0	2	0	0	0	0
38	119	92	10	0	11	0	4	0	2

Summary of Malaysia's Schedule of Tariff Commitments by Chapter (cont.)

By Chapter	Total	(A)	(B)				(C)	(D)	
		BR=0% ^	0% in Y1	0% in "Y10"	0% in "Y15"	0% in "Y20"	RT-Y23	TRRU	U
	Number of tariff lines (N of TL)								
39	341	87	2	14	69	9	149	11	0
40	222	74	8	32	9	16	0	83	0
41	38	35	3	0	0	0	0	0	0
42	32	32	0	0	0	0	0	0	0
43	12	12	0	0	0	0	0	0	0
44	1,477	1387	16	61	0	0	0	13	0
45	7	3	2	2	0	0	0	0	0
46	27	0	0	27	0	0	0	0	0
47	21	21	0	0	0	0	0	0	0
48	237	74	25	134	0	0	0	4	0
49	36	19	0	17	0	0	0	0	0
50	15	9	0	6	0	0	0	0	0
51	46	46	0	0	0	0	0	0	0
52	162	5	0	157	0	0	0	0	0
53	40	40	0	0	0	0	0	0	0
54	115	24	0	91	0	0	0	0	0
55	111	23	0	88	0	0	0	0	0
56	41	8	13	20	0	0	0	0	0
57	41	21	0	20	0	0	0	0	0
58	72	13	1	58	0	0	0	0	0
59	28	20	0	8	0	0	0	0	0
60	43	0	0	0	36	0	7	0	0
61	107	106	0	0	1	0	0	0	0
62	141	139	0	0	2	0	0	0	0
63	63	42	2	0	19	0	0	0	0
64	39	27	0	2	4	1	0	5	0
65	12	12	0	0	0	0	0	0	0
66	9	3	0	6	0	0	0	0	0
67	11	1	4	6	0	0	0	0	0
68	75	16	5	1	23	2	1	27	0
69	35	3	6	1	8	2	4	11	0
70	78	30	2	2	13	16	0	15	0
71	58	54	3	1	0	0	0	0	0
72	290	94	1	27	35	4	0	129	0
73	187	15	0	98	46	4	0	24	0
74	62	48	6	6	0	0	0	2	0
75	17	17	0	0	0	0	0	0	0
76	43	7	0	0	0	1	4	31	0

Summary of Malaysia's Schedule of Tariff Commitments by Chapter (cont.)

By Chapter	Total	(A)	(B)				(C)	(D)	
		BR=0% ^	0% in Y1	0% in "Y10"	0% in "Y15"	0% in "Y20"	RT-Y23	TRRU	U
	Number of tariff lines (N of TL)								
77	Reserved for possible future use*								
78	11	9	0	2	0	0	0	0	0
79	14	9	0	5	0	0	0	0	0
80	10	7	0	3	0	0	0	0	0
81	46	46	0	0	0	0	0	0	0
82	81	10	46	17	8	0	0	0	0
83	60	8	7	43	0	0	0	2	0
84	689	487	41	87	21	11	26	16	0
85	451	301	15	34	54	0	7	38	2
86	23	7	16	0	0	0	0	0	0
87	356	57	0	19	172	0	2	106	0
88	18	16	1	1	0	0	0	0	0
89	25	21	0	4	0	0	0	0	0
90	176	161	12	3	0	0	0	0	0
91	51	48	0	2	0	1	0	0	0
92	17	16	1	0	0	0	0	0	0
93	22	2	0	0	0	0	0	0	20
94	77	42	2	28	3	1	0	1	0
95	47	33	1	12	0	0	0	1	0
96	89	20	24	35	3	1	0	6	0
97	8	6	0	2	0	0	0	0	0
98	8	8	0	0	0	0	0	0	0
Total	9,425	6,086	504	1252	573	69	250	579	112
Share of total (%)	100.0%	64.6%	5.3%	13.3%	6.1%	0.7%	2.7%	6.1%	1.2%

Note: *According to Harmonized Tariff Schedule (2021 Basic Version 7); ^The base rates of duty set out reflect Malaysia's Most Favoured-Nation (MFN) rates of duty in effect on 1 January 2014 for RCEP

For description of 2-digits HS code, kindly click [here](#).

Malaysia's Schedule of Tariff Commitments by Chapter

HS Code Chapter 1 – Live Animals

Total tariff lines = 59

By Category	(A)	(B)				(C)	(D)	
	BR=0%	0% in Y1	0% in "Y10"	0% in "Y15"	0% in "Y20"	RT-Y23	TRRU	U
Number of tariff lines	55	-	-	-	-	-	4	-
Share of total	93%	-	-	-	-	-	7%	-

Number (N) of tariff lines (TL) by heading (4-digits HS code)

Category	(A)	(B)					(C)			(D)	
By 4-digits HS code	BR = 0%	C-BR (Y1-20)	0% in Y1	0% in Y10	0% in Y15	0% in Y20	RT-Y23	C-BR	TR in Y23	TRRU or U	C-BR
	N of TL	%	N of TL				N of TL	%	%	N of TL	%
0101-0102	16	-	-	-	-	-	-	-	-	-	-
0103	1	-	-	-	-	-	-	-	-	2	TRQ
0104	2	-	-	-	-	-	-	-	-	-	-
0105	10	-	-	-	-	-	-	-	-	2	TRQ
0106	26	-	-	-	-	-	-	-	-	-	-

Note: TRQ refer to Tariff Rate Quota. *Impose 15% per unit and 20% per unit of in-quota duty rate and out-quota duty rate respectively in HS code 010391000 and 010392000 . ^Impose 10% per unit and 20% per unit of in-quota duty rate and out-quota duty rate respectively in HS code 010511900 and 010594900.

For description of 4-digits HS code in Chapter 1, kindly click [here](#).

Malaysia's Schedule of Tariff Commitments by Chapter (cont.)

HS Code Chapter 2 – Meat and Edible Meat Offal

Total tariff lines = 77

By Category	(A)	(B)				(C)	(D)	
	BR=0%	0% in Y1	0% in "Y10"	0% in "Y15"	0% in "Y20"	RT-Y23	TRRU	U
Number of tariff lines	71	-	-	-	-	-	6	-
Share of total	92%	-	-	-	-	-	8%	-

Number (N) of tariff lines (TL) by heading (4-digits HS code)

Category	(A)	(B)					(C)			(D)	
By 4-digits HS code	BR = 0%	C-BR (Y1-20)	0% in Y1	0% in Y10	0% in Y15	0% in Y20	RT-Y23	C-BR	TR in Y23	TRRU or U	C-BR
	N of TL	%	N of TL				N of TL	%	%	N of TL	%
0201-0202	6	-	-	-	-	-	-	-	-	-	-
0203	4	-	-	-	-	-	-	-	-	2	TRQ*
0204-0206	19	-	-	-	-	-	-	-	-	-	-
0207	19	-	-	-	-	-	-	-	-	4	TRQ^
0208-0210	23	-	-	-	-	-	-	-	-	-	-

Note: TRQ refer to Tariff Rate Quota. *Impose 25% per kg and 50% per kg of in-quota duty rate and out-quota duty rate respectively in HS code 020311000 and 020321000. ^Impose 20% per kg and 40% per kg of in-quota duty rate and out-quota duty rate respectively in HS code 020711000, 020712000, 020713000 and 020714000.

For description of 4-digits HS code in Chapter 2, kindly click [here](#).

Malaysia's Schedule of Tariff Commitments by Chapter (cont.)

HS Code Chapter 3 – Fish and Crustaceans, Molluscs and Other Aquatic Invertebrates

Total tariff lines = 271

By Category	(A)	(B)				(C)	(D)	
	BR=0%	0% in Y1	0% in "Y10"	0% in "Y15"	0% in "Y20"	RT-Y23	TRRU	U
Number of tariff lines	242	21	8	-	-	-	-	-
Share of total	89%	8%	3%	-	-	-	-	-

Number (N) of tariff lines (TL) by heading (4-digits HS code)

Category	(A)	(B)					(C)			(D)	
By 4-digits HS code	BR = 0%	C-BR (Y1-20)	0% in Y1	0% in Y10	0% in Y15	0% in Y20	RT-Y23	C-BR	TR in Y23	TRRU or U	C-BR
	N of TL	%	N of TL				N of TL	%	%	N of TL	%
0301-0304	134	-	-	-	-	-	-	-	-	-	-
0305	15	7-8%	16	5	-	-	-	-	-	-	-
0306	27	8%	5	2	-	-	-	-	-	-	-
0307	45	10%	-	1	-	-	-	-	-	-	-
0308	21	-	-	-	-	-	-	-	-	-	-

For description of 4-digits HS code in Chapter 3, kindly click [here](#).

Malaysia's Schedule of Tariff Commitments by Chapter (cont.)

HS Code Chapter 4 – Dairy Produce; Birds' Eggs; Natural Honey; Edible Products of Animal Origin, Not Elsewhere specified or Included

Total tariff lines = 55

By Category	(A)	(B)				(C)	(D)	
	BR=0%	0% in Y1	0% in "Y10"	0% in "Y15"	0% in "Y20"	RT-Y23	TRRU	U
Number of tariff lines	42	1	-	-	-	-	9	3
Share of total	76%	2%	-	-	-	-	16%	5%

Number (N) of tariff lines (TL) by heading (4-digits HS code)

Category	(A)	(B)					(C)			(D)	
By 4-digits HS code	BR = 0%	C-BR (Y1-20)	0% in Y1	0% in Y10	0% in Y15	0% in Y20	RT-Y23	C-BR	TR in Y23	TRRU or U	C-BR
	N of TL	%	N of TL				N of TL	%	%	N of TL	%
0401	4	-	-	-	-	-	-	-	-	6	5% or TRQ*
0402	4	5%	1	-	-	-	-	-	-	-	-
0403-0406	23	-	-	-	-	-	-	-	-	-	-
0407	3	-	-	-	-	-	-	-	-	6	TRQ^
0408-0410	8	-	-	-	-	-	-	-	-	-	-

*Note: TRQ refer to Tariff Rate Quota. *Impose 20% per kg and 50% per kg of in-quota duty rate and out-quota duty rate respectively in HS code 040110100, 040120100 and 040140110; ^Impose 10% per 100 units and 50% per 100 units of in-quota duty rate and out-quota duty rate respectively in HS code 040711000, 040719100, 040721000, 040729100, 040790100 & 040790200.*

For description of 4-digits HS code in Chapter 4, kindly click [here](#).

Malaysia's Schedule of Tariff Commitments by Chapter (cont.)

HS Code Chapter 5 – Product of Animals Origin, Not Elsewhere Specified or Included

Total tariff lines = 16

By Category	(A)	(B)				(C)	(D)	
	BR=0%	0% in Y1	0% in "Y10"	0% in "Y15"	0% in "Y20"	RT-Y23	TRRU	U
Number of tariff lines	16	-	-	-	-	-	-	-
Share of total	100%	-	-	-	-	-	-	-

HS Code Chapter 6 – Live Trees and Other Plants; Bulbs, Roots, and the like; Cut Flowers and Ornamental Foliage

Total tariff lines = 20

By Category	(A)	(B)				(C)	(D)	
	BR=0%	0% in Y1	0% in "Y10"	0% in "Y15"	0% in "Y20"	RT-Y23	TRRU	U
Number of tariff lines	20	-	-	-	-	-	-	-
Share of total	100%	-	-	-	-	-	-	-

Malaysia's Schedule of Tariff Commitments by Chapter (cont.)

HS Code Chapter 7 – Edible Vegetables and Certain Roots and Tubers

Total tariff lines = 88

By Category	(A)	(B)				(C)	(D)	
	BR=0%	0% in Y1	0% in "Y10"	0% in "Y15"	0% in "Y20"	RT-Y23	TRRU	U
Number of tariff lines	78	9	-	-	-	-	-	1
Share of total	89%	10%	-	-	-	-	-	1%

Number (N) of tariff lines (TL) by heading (4-digits HS code)

Category	(A)	(B)					(C)			(D)	
By 4-digits HS code	BR = 0%	C-BR (Y1-20)	0% in Y1	0% in Y10	0% in Y15	0% in Y20	RT-Y23	C-BR	TR in Y23	TRRU or U	C-BR
	N of TL	%	N of TL				N of TL	%	%	N of TL	%
0701-0703	6	-	-	-	-	-	-	-	-	-	-
0704	5	-	-	-	-	-	-	-	-	1	TRQ*
0705	7	-	-	-	-	-	-	-	-	-	-
0708	4	5%	1	-	-	-	-	-	-	-	-
0709	14	-	-	-	-	-	-	-	-	-	-
0710	7	5%	1	-	-	-	-	-	-	-	-
0711	8	5-7%	5	-	-	-	-	-	-	-	-
0712	6	5%	2	-	-	-	-	-	-	-	-
0713-0714	21	-	-	-	-	-	-	-	-	-	-

Note: TRQ refer to Tariff Rate Quota. *Impose 90% of out-quota duty rate per kg in HS code 070490110

For description of 4-digits HS code in Chapter 7, kindly click [here](#).

Malaysia's Schedule of Tariff Commitments by Chapter (cont.)

HS Code Chapter 8 – Edible Fruit and Nuts; Peel of Citrus Fruit or Melons

Total tariff lines = 100

By Category	(A)	(B)				(C)	(D)	
	BR=0%	0% in Y1	0% in "Y10"	0% in "Y15"	0% in "Y20"	RT-Y23	TRRU	U
Number of tariff lines	27	28	21	-	-	-	12	12
Share of total	27%	28%	21%	-	-	-	12%	12%

Number (N) of tariff lines (TL) by heading (4-digits HS code)

Category	(A)	(B)					(C)			(D)	
By 4-digits HS code	BR = 0%	C-BR (Y1-20)	0% in Y1	0% in Y10	0% in Y15	0% in Y20	RT-Y23	C-BR	TR in Y23	TRRU or U	C-BR
	N of TL	%	N of TL				N of TL	%	%	N of TL	%
0801	4	5-20%	2	2	-	-	-	-	-	-	-
0802	15	-	-	-	-	-	-	-	-	-	-
0803	-	-	-	-	-	-	-	-	-	6	5%*
0804	1	5%	2	-	-	-	-	-	-	4	5%*
0805	1	5-10%	3	5	-	-	-	-	-	-	-
0806	1	5%	-	1	-	-	-	-	-	-	-
0807	-	-	-	-	-	-	-	-	-	4	5%*
0808	-	5%	1	2	-	-	-	-	-	-	-
0809	1	5%	3	2	-	-	-	-	-	-	-
0810	1	5-15%	5	-	-	-	-	-	-	10	5*-30%
0811	-	2-5%	6	-	-	-	-	-	-	-	-
0812	-	5%	2	-	-	-	-	-	-	-	-
0813	3	5-20%	3	9	-	-	-	-	-	-	-
0814	-	10%	1	-	-	-	-	-	-	-	-

Note: *Products in Chapter 8 will be imposed 5% tariff rate with a fix amount of tax (e.g. 5.0% and RM0.22045 for 080450200, 5% and RM0.6614 for 081090160 or 5% and RM1.32277 for 080390100)

For description of 4-digits HS code in Chapter 8, kindly click [here](#).

Malaysia's Schedule of Tariff Commitments by Chapter (cont.)

HS Code Chapter 9 – Coffee, Tea, Mate and Spices

Total tariff lines = 44

By Category	(A)	(B)				(C)	(D)	
	BR=0%	0% in Y1	0% in "Y10"	0% in "Y15"	0% in "Y20"	RT-Y23	TRRU	U
Number of tariff lines	42	-	-	-	-	-	-	2
Share of total	95%	-	-	-	-	-	-	5%

Number (N) of tariff lines (TL) by heading (4-digits HS code)

Category	(A)	(B)					(C)			(D)	
By 4-digits HS code	BR = 0%	C-BR (Y1-20)	0% in Y1	0% in Y10	0% in Y15	0% in Y20	RT-Y23	C-BR	TR in Y23	TRRU or U	C-BR
	N of TL	%	N of TL				N of TL	%	%	N of TL	%
0901	6	-	-	-	-	-	-	-	-	-	-
0902	2	-	-	-	-	-	-	-	-	2	5%
0903-0910	34	-	-	-	-	-	-	-	-	-	-

For description of 4-digits HS code in Chapter 9, kindly click [here](#).

Malaysia's Schedule of Tariff Commitments by Chapter (cont.)

HS Code Chapter 10 – Cereals

Total tariff lines = 31

By Category	(A)	(B)				(C)	(D)	
	BR=0%	0% in Y1	0% in "Y10"	0% in "Y15"	0% in "Y20"	RT-Y23	TRRU	U
Number of tariff lines	23	-	-	-	-	-	-	8
Share of total	74%	-	-	-	-	-	-	26%

Number (N) of tariff lines (TL) by heading (4-digits HS code)

Category	(A)	(B)					(C)			(D)	
By 4-digits HS code	BR = 0%	C-BR (Y1-20)	0% in Y1	0% in Y10	0% in Y15	0% in Y20	RT-Y23	C-BR	TR in Y23	TRRU or U	C-BR
	N of TL	%	N of TL				N of TL	%	%	N of TL	%
1001-1005	13	-	-	-	-	-	-	-	-	-	-
1006	-	-	-	-	-	-	-	-	-	8	15-40%
1007-1008	10	-	-	-	-	-	-	-	-	-	-

For description of 4-digits HS code in Chapter 10, kindly click [here](#).

Malaysia's Schedule of Tariff Commitments by Chapter (cont.)

HS Code Chapter 11 – Products of the Milling Industry; Malt; Starches; Inulin; Wheat Gluten

Total tariff lines = 35

By Category	(A)	(B)				(C)	(D)	
	BR=0%	0% in Y1	0% in "Y10"	0% in "Y15"	0% in "Y20"	RT-Y23	TRRU	U
Number of tariff lines	34	1	-	-	-	-	-	-
Share of total	97%	3%	-	-	-	-	-	-

Number (N) of tariff lines (TL) by heading (4-digits HS code)

Category	(A)	(B)					(C)			(D)	
By 4-digits HS code	BR = 0%	C-BR (Y1-20)	0% in Y1	0% in Y10	0% in Y15	0% in Y20	RT-Y23	C-BR	TR in Y23	TRRU or U	C-BR
	N of TL	%	N of TL				N of TL	%	%	N of TL	%
1101-1105	20	-	-	-	-	-	-	-	-	-	-
1106	4	5%	1	-	-	-	-	-	-	-	-
1107-1109	10	-	-	-	-	-	-	-	-	-	-

For description of 4-digits HS code in Chapter 11, kindly click [here](#).

Malaysia's Schedule of Tariff Commitments by Chapter (cont.)

HS Code Chapter 12 – Oil Seeds and Oleaginous Fruits; Miscellaneous Grains, Seeds and Fruit; Industrial or Medicinal Plants; Straw and Fodder

Total tariff lines = 62

By Category	(A)	(B)				(C)	(D)	
	BR=0%	0% in Y1	0% in "Y10"	0% in "Y15"	0% in "Y20"	RT-Y23	TRRU	U
Number of tariff lines	56	2	4	-	-	-	-	-
Share of total	90%	3%	6%	-	-	-	-	-

Number (N) of tariff lines (TL) by heading (4-digits HS code)

Category	(A)	(B)					(C)			(D)	
By 4-digits HS code	BR = 0%	C-BR (Y1-20)	0% in Y1	0% in Y10	0% in Y15	0% in Y20	RT-Y23	C-BR	TR in Y23	TRRU or U	C-BR
	N of TL	%	N of TL				N of TL	%	%	N of TL	%
1201	2	-	-	-	-	-	-	-	-	-	-
1202	-	5%	1	2	-	-	-	-	-	-	-
1203-1211	45	-	-	-	-	-	-	-	-	-	-
1212	5	5%	1	2	-	-	-	-	-	-	-
1213-1214	4	-	-	-	-	-	-	-	-	-	-

For description of 4-digits HS code in Chapter 12, kindly click [here](#).

Malaysia's Schedule of Tariff Commitments by Chapter (cont.)

HS Code Chapter 13 – Lac ; Gums, Resins and Other Vegetable Saps and Extracts

Total tariff lines = 10

By Category	(A)	(B)				(C)	(D)	
	BR=0%	0% in Y1	0% in "Y10"	0% in "Y15"	0% in "Y20"	RT-Y23	TRRU	U
Number of tariff lines	10	-	-	-	-	-	-	-
Share of total	100%	-	-	-	-	-	-	-

HS Code Chapter 14 – Vegetable Plaiting Materials; Vegetable Products Not Elsewhere Specified or Included

Total tariff lines = 9

By Category	(A)	(B)				(C)	(D)	
	BR=0%	0% in Y1	0% in "Y10"	0% in "Y15"	0% in "Y20"	RT-Y23	TRRU	U
Number of tariff lines	9	-	-	-	-	-	-	-
Share of total	100%	-	-	-	-	-	-	-

For description of 4-digits HS code in Chapter 24, kindly click [here](#).

Malaysia's Schedule of Tariff Commitments by Chapter (cont.)

HS Code Chapter 15 – Animals or Vegetable Fats and Oils and their Cleavage Products; Prepared Edible Fats; Animal or Vegetables Waxes

Total tariff lines = 171

By Category	(A)	(B)				(C)	(D)	
	BR=0%	0% in Y1	0% in "Y10"	0% in "Y15"	0% in "Y20"	RT-Y23	TRRU	U
Number of tariff lines	100	54	13	-	-	2	-	2
Share of total	58%	32%	8%	-	-	1%	-	1%

Number (N) of tariff lines (TL) by heading (4-digits HS code)

Category	(A)	(B)					(C)			(D)	
By 4-digits HS code	BR = 0%	C-BR (Y1-20)	0% in Y1	0% in Y10	0% in Y15	0% in Y20	RT-Y23	C-BR	TR in Y23	TRRU or U	C-BR
	N of TL	%	N of TL				N of TL	%	%	N of TL	%
1501	-	5-10%	2	-	-	-	2	10%	5%	1	5%
1502-1503	-	5%	3	-	-	-	-	-	-	-	-
1504	-	5-15%	6	-	-	-	-	-	-	-	-
1505	1	-	-	-	-	-	-	-	-	-	-
1506-1508	-	5%	8	-	-	-	-	-	-	-	-
1509-1510	5	-	-	-	-	-	-	-	-	-	-
1511	1	5%	3	-	-	-	-	-	-	-	-
1512	8	-	-	-	-	-	-	-	-	-	-
1513	6	2-5%	6	-	-	-	-	-	-	-	-
1514	6	-	-	-	-	-	-	-	-	-	-
1515	16	5%	1	-	-	-	-	-	-	-	-
1516	19	5-10%	16	-	-	-	-	-	-	-	-
1517	17	5-20%	-	13	-	-	-	-	-	1	5%
1518	19	5-10%	7	-	-	-	-	-	-	-	-
1520&1522	-	5%	2	-	-	-	-	-	-	-	-
1521	2	-	-	-	-	-	-	-	-	-	-

For description of 4-digits HS code in Chapter 15, kindly click [here](#).

Malaysia's Schedule of Tariff Commitments by Chapter (cont.)

HS Code Chapter 16 – Preparations of Meat, or Fish or of Crustaceans, Molluscs or other Aquatic Invertebrates

Total tariff lines = 109

By Category	(A)	(B)				(C)	(D)	
	BR=0%	0% in Y1	0% in "Y10"	0% in "Y15"	0% in "Y20"	RT-Y23	TRRU	U
Number of tariff lines	95	9	3	1	-	1	-	-
Share of total	87%	8%	3%	1%	-	1%	-	-

Number (N) of tariff lines (TL) by heading (4-digits HS code)

Category	(A)	(B)					(C)			(D)	
By 4-digits HS code	BR = 0%	C-BR (Y1-20)	0% in Y1	0% in Y10	0% in Y15	0% in Y20	RT-Y23	C-BR	TR in Y23	TRRU or U	C-BR
	N of TL	%	N of TL				N of TL	%	%	N of TL	%
1601	-	10-15%	2	-	-	-	1	10%	5%	-	-
1602	32	10-15%	4	-	1	-	-	-	-	-	-
1603	-	20%	1	2	-	-	-	-	-	-	-
1604	27	6-8%	2	1	-	-	-	-	-	-	-
1605	36	-	-	-	-	-	-	-	-	-	-

For description of 4-digits HS code in Chapter 16, kindly click [here](#).

Malaysia's Schedule of Tariff Commitments by Chapter (cont.)

HS Code Chapter 17 – Sugars and Sugar Confectionery

Total tariff lines = 22

By Category	(A)	(B)				(C)	(D)	
	BR=0%	0% in Y1	0% in "Y10"	0% in "Y15"	0% in "Y20"	RT-Y23	TRRU	U
Number of tariff lines	18	4	-	-	-	-	-	-
Share of total	82%	18%	-	-	-	-	-	-

Number (N) of tariff lines (TL) by heading (4-digits HS code)

Category	(A)	(B)					(C)			(D)	
By 4-digits HS code	BR = 0%	C-BR (Y1-20)	0% in Y1	0% in Y10	0% in Y15	0% in Y20	RT-Y23	C-BR	TR in Y23	TRRU or U	C-BR
	N of TL	%	N of TL				N of TL	%	%	N of TL	%
1701	5	-	-	-	-	-	-	-	-	-	-
1702	11	10%	2	-	-	-	-	-	-	-	-
1703	2	-	-	-	-	-	-	-	-	-	-
1704	-	15%	2	-	-	-	-	-	-	-	-

For description of 4-digits HS code in Chapter 17, kindly click [here](#).

Malaysia's Schedule of Tariff Commitments by Chapter (cont.)

HS Code Chapter 18 – Cocoa and Cocoa Preparations

Total tariff lines = 13

By Category	(A)	(B)				(C)	(D)	
	BR=0%	0% in Y1	0% in "Y10"	0% in "Y15"	0% in "Y20"	RT-Y23	TRRU	U
Number of tariff lines	2	11	-	-	-	-	-	-
Share of total	15%	85%	-	-	-	-	-	-

Number (N) of tariff lines (TL) by heading (4-digits HS code)

Category	(A)	(B)					(C)			(D)	
By 4-digits HS code	BR = 0%	C-BR (Y1-20)	0% in Y1	0% in Y10	0% in Y15	0% in Y20	RT-Y23	C-BR	TR in Y23	TRRU or U	C-BR
	N of TL	%	N of TL				N of TL	%	%	N of TL	%
1801	1	-	-	-	-	-	-	-	-	-	-
1802	1	-	-	-	-	-	-	-	-	-	-
1803	-	10%	2	-	-	-	-	-	-	-	-
1804	-	10%	1	-	-	-	-	-	-	-	-
1805	-	10%	1	-	-	-	-	-	-	-	-
1806	-	10-15%	7	-	-	-	-	-	-	-	-

For description of 4-digits HS code in Chapter 18, kindly click [here](#).

Malaysia's Schedule of Tariff Commitments by Chapter (cont.)

HS Code Chapter 19 – Preparations of Cereals, Flour, Starch or Milk; Pastrycooks' Products

Total tariff lines = 56

By Category	(A)	(B)				(C)	(D)	
	BR=0%	0% in Y1	0% in "Y10"	0% in "Y15"	0% in "Y20"	RT-Y23	TRRU	U
Number of tariff lines	24	28	-	-	-	4	-	-
Share of total	43%	50%	-	-	-	7%	-	-

Number (N) of tariff lines (TL) by heading (4-digits HS code)

Category	(A)	(B)					(C)			(D)	
By 4-digits HS code	BR = 0%	C-BR (Y1-20)	0% in Y1	0% in Y10	0% in Y15	0% in Y20	RT-Y23	C-BR	TR in Y23	TRRU or U	C-BR
	N of TL	%	N of TL				N of TL	%	%	N of TL	%
1901	13	6-7%	3	-	-	-	2	6%	3%	-	-
1902	3	5-8%	12	-	-	-	2	6%	3%	-	-
1903	-	5%	1	-	-	-	-	-	-	-	-
1904	-	2-7%	8	-	-	-	-	-	-	-	-
1905	8	6%	4	-	-	-	-	-	-	-	-

For description of 4-digits HS code in Chapter 19, kindly click [here](#).

Malaysia's Schedule of Tariff Commitments by Chapter (cont.)

HS Code Chapter 20 – Preparations of Vegetables, Fruit, Nuts or Other Parts of Plants

Total tariff lines = 150

By Category	(A)	(B)				(C)	(D)	
	BR=0%	0% in Y1	0% in "Y10"	0% in "Y15"	0% in "Y20"	RT-Y23	TRRU	U
Number of tariff lines	132	14	-	2	-	2	-	-
Share of total	88%	9%	-	1%	-	1%	-	-

Number (N) of tariff lines (TL) by heading (4-digits HS code)

Category	(A)	(B)					(C)			(D)	
By 4-digits HS code	BR = 0%	C-BR (Y1-20)	0% in Y1	0% in Y10	0% in Y15	0% in Y20	RT-Y23	C-BR	TR in Y23	TRRU or U	C-BR
	N of TL	%	N of TL				N of TL	%	%	N of TL	%
2001-2004	25	-	-	-	-	-	-	-	-	-	-
2005	22	8%	6	-	-	-	-	-	-	-	-
2006-2007	7	-	-	-	-	-	-	-	-	-	-
2008	41	8-10%	3	-	-	-	-	-	-	-	-
2009	37	5-20%	5	-	2	-	2	6%	3%	-	-

For description of 4-digits HS code in Chapter 20, kindly click [here](#).

Malaysia's Schedule of Tariff Commitments by Chapter (cont.)

HS Code Chapter 21 – Miscellaneous Edible Preparations

Total tariff lines = 34

By Category	(A)	(B)				(C)	(D)	
	BR=0%	0% in Y1	0% in "Y10"	0% in "Y15"	0% in "Y20"	RT-Y23	TRRU	U
Number of tariff lines	14	11	3	5	-	-	-	1
Share of total	41%	32%	9%	15%	-	-	-	3%

Number (N) of tariff lines (TL) by heading (4-digits HS code)

Category	(A)	(B)					(C)			(D)	
By 4-digits HS code	BR = 0%	C-BR (Y1-20)	0% in Y1	0% in Y10	0% in Y15	0% in Y20	RT-Y23	C-BR	TR in Y23	TRRU or U	C-BR
	N of TL	%	N of TL				N of TL	%	%	N of TL	%
2101	2	5-10%	4	-	-	-	-	-	-	-	-
2102	4	15%	-	1	-	-	-	-	-	-	-
2103	1	5-10%	4	-	1	-	-	-	-	-	-
2104	2	20%	-	-	2	-	-	-	-	-	-
2105	-	5%	1	-	-	-	-	-	-	-	-
2106	5	15-20%	2	2	2	-	-	-	-	1	-

For description of 4-digits HS code in Chapter 21, kindly click [here](#).

Malaysia's Schedule of Tariff Commitments by Chapter (cont.)

HS Code Chapter 22 – Beverages, Spirits and Vinegar

Total tariff lines = 42

By Category	(A)	(B)				(C)	(D)	
	BR=0%	0% in Y1	0% in "Y10"	0% in "Y15"	0% in "Y20"	RT-Y23	TRRU	U
Number of tariff lines	1	2	4	-	-	-	-	35
Share of total	2%	5%	10%	-	-	-	-	83%

Number (N) of tariff lines (TL) by heading (4-digits HS code)

Category	(A)	(B)					(C)			(D)	
By 4-digits HS code	BR = 0%	C-BR (Y1-20)	0% in Y1	0% in Y10	0% in Y15	0% in Y20	RT-Y23	C-BR	TR in Y23	TRRU or U	C-BR
	N of TL	%	N of TL				N of TL	%	%	N of TL	%
2201	1	5-20%	1	1	-	-	-	-	-	-	-
2202	-	20%	-	3	-	-	-	-	-	-	-
2203	-	-	-	-	-	-	-	-	-	2	RM5
2204	-	-	-	-	-	-	-	-	-	6	RM7-23
2205	-	-	-	-	-	-	-	-	-	2	RM7
2206	-	-	-	-	-	-	-	-	-	10	RM3-109
2207	-	-	-	-	-	-	-	-	-	2	RM1-6
2208	-	-	-	-	-	-	-	-	-	13	RM20-58
2209	-	5%	1	-	-	-	-	-	-	-	-

Note: Certain products in Chapter 22 charge with "per 100% vol. per litre".

For description of 4-digits HS code in Chapter 22, kindly click [here](#).

Malaysia's Schedule of Tariff Commitments by Chapter (cont.)

HS Code Chapter 23 – Residues and Waste from the Food Industries; Prepared Animal Fodder

Total tariff lines = 29

By Category	(A)	(B)				(C)	(D)	
	BR=0%	0% in Y1	0% in "Y10"	0% in "Y15"	0% in "Y20"	RT-Y23	TRRU	U
Number of tariff lines	29	-	-	-	-	-	-	-
Share of total	100%	-	-	-	-	-	-	-

HS Code Chapter 24 – Tobacco and Manufactured Tobacco Substitutes

Total tariff lines = 23

By Category	(A)	(B)				(C)	(D)	
	BR=0%	0% in Y1	0% in "Y10"	0% in "Y15"	0% in "Y20"	RT-Y23	TRRU	U
Number of tariff lines	-	-	-	-	-	-	-	23
Share of total	-	-	-	-	-	-	-	100%

Number (N) of tariff lines (TL) by heading (4-digits HS code)

Category	(A)	(B)					(C)			(D)	
By 4-digits HS code	BR = 0%	C-BR (Y1-20)	0% in Y1	0% in Y10	0% in Y15	0% in Y20	RT-Y23	C-BR	TR in Y23	TRRU or U	C-BR
	N of TL	%	N of TL				N of TL	%	%	N of TL	%
2401-2403	-	-	-	-	-	-	-	-	-	23	5%*

Note: *Products in Chapter 24 will be imposed 5% tariff rate with a fix amount of tax (e.g. 5.0% and RM14.50 for 240220100, 5% and RM40 for 240110100, 5% and RM50 for 240391900 or 5% and RM70 for 240399210)

For description of 4-digits HS code in Chapter 24, kindly click [here](#).

Malaysia's Schedule of Tariff Commitments by Chapter (cont.)

HS Code Chapter 25 – Salt; Sulphur; Earths and Stone; Plastering Materials, Lime and Cement

Total tariff lines = 80

By Category	(A)	(B)				(C)	(D)	
	BR=0%	0% in Y1	0% in "Y10"	0% in "Y15"	0% in "Y20"	RT-Y23	TRRU	U
Number of tariff lines	62	7	3	4	-	-	3	1
Share of total	78%	9%	4%	5%	-	-	4%	1%

Number (N) of tariff lines (TL) by heading (4-digits HS code)

Category	(A)	(B)					(C)			(D)	
By 4-digits HS code	BR = 0%	C-BR (Y1-20)	0% in Y1	0% in Y10	0% in Y15	0% in Y20	RT-Y23	C-BR	TR in Y23	TRRU or U	C-BR
	N of TL	%	N of TL				N of TL	%	%	N of TL	%
2501-2507	11	-	-	-	-	-	-	-	-	-	-
2508	7	30%	-	-	1	-	-	-	-	-	-
2509-2514	9	-	-	-	-	-	-	-	-	-	-
2515	1	15%	-	2	-	-	-	-	-	-	-
2516	2	5%	3	-	-	-	-	-	-	-	-
2517	5	-	-	-	-	-	-	-	-	-	-
2518	-	5%	3	-	-	-	-	-	-	-	-
2519	2	-	-	-	-	-	-	-	-	-	-
2520	2	20%	-	1	-	-	-	-	-	-	-
2521	-	5%	1	-	-	-	-	-	-	-	-
2522	-	10%	-	-	3	-	-	-	-	-	-
2523	2	-	-	-	-	-	-	-	-	4	5-50%
2524-2530*	21	-	-	-	-	-	-	-	-	-	-

Note: HS code 2527 absent in Harmonized Tariff Schedule of the United States Basic Revision 7 (2021)

For description of 4-digits HS code in Chapter 25, kindly click [here](#).

Malaysia's Schedule of Tariff Commitments by Chapter (cont.)

HS Code Chapter 26 – Ores, Slag and Ash

Total tariff lines = 49

By Category	(A)	(B)				(C)	(D)	
	BR=0%	0% in Y1	0% in "Y10"	0% in "Y15"	0% in "Y20"	RT-Y23	TRRU	U
Number of tariff lines	49	-	-	-	-	-	-	-
Share of total	100%	-	-	-	-	-	-	-

HS Code Chapter 27 – Mineral Fuels, Mineral Oils and Products of their Distillation; Bituminous Substances; Mineral Waxes

Total tariff lines = 73

By Category	(A)	(B)				(C)	(D)	
	BR=0%	0% in Y1	0% in "Y10"	0% in "Y15"	0% in "Y20"	RT-Y23	TRRU	U
Number of tariff lines	66	2	-	5	-	-	-	-
Share of total	90%	3%	-	7%	-	-	-	-

Number (N) of tariff lines (TL) by heading (4-digits HS code)

Category	(A)	(B)					(C)			(D)	
By 4-digits HS code	BR = 0%	C-BR (Y1-20)	0% in Y1	0% in Y10	0% in Y15	0% in Y20	RT-Y23	C-BR	TR in Y23	TRRU or U	C-BR
	N of TL	%	N of TL				N of TL	%	%	N of TL	%
2701-2708	22	-	-	-	-	-	-	-	-	-	-
2709	1	5%	-	-	1	-	-	-	-	-	-
2710	28	5%	-	-	2	-	-	-	-	-	-
2711-2713	14	-	-	-	-	-	-	-	-	-	-
2714	-	5%	2	-	-	-	-	-	-	-	-
2715	-	5%	-	-	2	-	-	-	-	-	-
2716	1	-	-	-	-	-	-	-	-	-	-

For description of 4-digits HS code in Chapter 27, kindly click [here](#).

Malaysia's Schedule of Tariff Commitments by Chapter (cont.)

HS Code Chapter 28 – Inorganic Chemicals; Organic or Inorganic Compounds or Precious Metals, Or Rare-Earth Metals, or Radioactive Elements or of Isotopes

Total tariff lines = 188

By Category	(A)	(B)				(C)	(D)	
	BR=0%	0% in Y1	0% in "Y10"	0% in "Y15"	0% in "Y20"	RT-Y23	TRRU	U
Number of tariff lines	159	7	2	-	-	14	6	-
Share of total	85%	4	1%	-	-	7%	3%	

Number (N) of tariff lines (TL) by heading (4-digits HS code)

Category	(A)	(B)					(C)			(D)	
By 4-digits HS code	BR = 0%	C-BR (Y1-20)	0% in Y1	0% in Y10	0% in Y15	0% in Y20	RT-Y23	C-BR	TR in Y23	TRRU or U	C-BR
	N of TL	%	N of TL				N of TL	%	%	N of TL	%
2801	2	-	-	-	-	-	1	10%	5%	-	-
2802-2803	3	-	-	-	-	-	-	-	-	-	-
2804	6	5%	5	-	-	-	-	-	-	-	-
2805	5	-	-	-	-	-	-	-	-	-	-
2806-2807	-	-	-	-	-	-	3	10-20%	5%	-	-
2808	-	5%	1	-	-	-	-	-	-	-	-
2809	1	-	-	-	-	-	3	30%	5%	-	-
2810	2	-	-	-	-	-	-	-	-	-	-
2811	7	-	-	-	-	-	2	20%	5%	-	-
2812-2814	7	-	-	-	-	-	-	-	-	-	-
2815	2	-	-	-	-	-	2	20%	5%	-	-
2816	2	-	-	-	-	-	-	-	-	-	-
2817	-	-	-	-	-	-	1	30%	15%	-	-
2818-2822	10	-	-	-	-	-	-	-	-	-	-
2823	-	-	-	-	-	-	1	15%	5%	-	-
2824-2827	28	-	-	-	-	-	-	-	-	-	-

For description of 4-digits HS code in Chapter 28, kindly click [here](#).

Malaysia's Schedule of Tariff Commitments by Chapter (cont.)

HS Code Chapter 28 – Inorganic Chemicals; Organic or Inorganic Compounds or Precious Metals, Or Rare-Earth Metals, or Radioactive Elements or of Isotopes (cont.)

Total tariff lines = 188

By Category	(A)	(B)				(C)	(D)	
	BR=0%	0% in Y1	0% in "Y10"	0% in "Y15"	0% in "Y20"	RT-Y23	TRRU	U
Number of tariff lines	159	7	2	-	-	14	6	-
Share of total	85%	4	1%	-	-	7%	3%	

Number (N) of tariff lines (TL) by heading (4-digits HS code) (cont.)

Category	(A)	(B)					(C)			(D)	
By 4-digits HS code	BR = 0%	C-BR (Y1-20)	0% in Y1	0% in Y10	0% in Y15	0% in Y20	RT-Y23	C-BR	TR in Y23	TRRU or U	C-BR
	N of TL	%	N of TL				N of TL	%	%	N of TL	%
2828	-	5%	1	1	-	-	1	10%	5%	-	-
2829-2832	11	-	-	-	-	-	-	-	-	-	-
2833	9	5%*	-	1	-	-	-	-	-	1	20%
2834-2837	22	-	-	-	-	-	-	-	-	-	-
2839	2	-	-	-	-	-	-	-	-	2	20%
2840-2841	11	-	-	-	-	-	-	-	-	-	-
2842	3	-	-	-	-	-	-	-	-	2	20%
2843-2848	19	-	-	-	-	-	-	-	-	-	-
2849	2	-	-	-	-	-	-	-	-	1	20%
2850-2853	5	-	-	-	-	-	-	-	-	-	-

*Note: HS code 2538 absent in Harmonized Tariff Schedule of the United States Basic Revision 7 (2021); *Tax with a fix amount tax of RM0.03937.*

For description of 4-digits HS code in Chapter 28, kindly click [here](#).

Malaysia's Schedule of Tariff Commitments by Chapter (cont.)

HS Code Chapter 29 – Organic Chemicals

Total tariff lines = 392

By Category	(A)	(B)				(C)	(D)	
	BR=0%	0% in Y1	0% in "Y10"	0% in "Y15"	0% in "Y20"	RT-Y23	TRRU	U
Number of tariff lines	382	5	-	3	-	1	1	0
Share of total	97%	1%	-	1%	-	0%	0%	

Number (N) of tariff lines (TL) by heading (4-digits HS code)

Category	(A)	(B)					(C)			(D)	
By 4-digits HS code	BR = 0%	C-BR (Y1-20)	0% in Y1	0% in Y10	0% in Y15	0% in Y20	RT-Y23	C-BR	TR in Y23	TRRU or U	C-BR
	N of TL	%	N of TL				N of TL	%	%	N of TL	%
2901	6	-	-	-	-	-	-	-	-	1	20%
2902	12	-	-	-	-	-	-	-	-	-	-
2903	57	15%	-	-	1	-	-	-	-	-	-
2904	4	-	-	-	-	-	-	-	-	-	-
2905	19	5%	1	-	-	-	-	-	-	-	-
2906-2916	93	-	-	-	-	-	-	-	-	-	-
2917	12	10%	1	-	-	-	-	-	-	-	-
2918-2921	36	-	-	-	-	-	-	-	-	-	-
2922	17	15%	-	-	1	-	1	15%	5%	-	-
2923	3	-	-	-	-	-	-	-	-	-	-
2924	9	5%	1	-	-	-	-	-	-	-	-
2925-2927	10	-	-	-	-	-	-	-	-	-	-
2928	1	5%	-	-	1	-	-	-	-	-	-
2929-2930	9	-	-	-	-	-	-	-	-	-	-
2931	4	5%	2	-	-	-	-	-	-	-	-
2932-2942	90	-	-	-	-	-	-	-	-	-	-

For description of 4-digits HS code in Chapter 29, kindly click [here](#).

Malaysia's Schedule of Tariff Commitments by Chapter (cont.)

HS Code Chapter 30 – Pharmaceutical Products

Total tariff lines = 59

By Category	(A)	(B)				(C)	(D)	
	BR=0%	0% in Y1	0% in "Y10"	0% in "Y15"	0% in "Y20"	RT-Y23	TRRU	U
Number of tariff lines	59	-	-	-	-	-	-	-
Share of total	100%	-	-	-	-	-	-	-

HS Code Chapter 31 – Fertilisers

Total tariff lines = 29

By Category	(A)	(B)				(C)	(D)	
	BR=0%	0% in Y1	0% in "Y10"	0% in "Y15"	0% in "Y20"	RT-Y23	TRRU	U
Number of tariff lines	28	1	-	-	-	-	-	-
Share of total	97%	3%	-	-	-	-	-	-

Number (N) of tariff lines (TL) by heading (4-digits HS code)

Category	(A)	(B)					(C)			(D)	
By 4-digits HS code	BR = 0%	C-BR (Y1-20)	0% in Y1	0% in Y10	0% in Y15	0% in Y20	RT-Y23	C-BR	TR in Y23	TRRU or U	C-BR
	N of TL	%	N of TL				N of TL	%	%	N of TL	%
3101	3	5%	1	-	-	-	-	-	-	-	-
3102-3105	25	-	-	-	-	-	-	-	-	-	-

For description of 4-digits HS code in Chapter 31, kindly click [here](#).

Malaysia's Schedule of Tariff Commitments by Chapter (cont.)

HS Code Chapter 32 – Tanning or Dyeing Extracts; Tannins and their Derivatives; Dyes, Pigments and Other Colouring Matter; Paints and Varnishes; Putty and Other Mastics; Inks

Total tariff lines = 59

By Category	(A)	(B)				(C)	(D)	
	BR=0%	0% in Y1	0% in "Y10"	0% in "Y15"	0% in "Y20"	RT-Y23	TRRU	U
Number of tariff lines	32	5	4	-	-	8	10	-
Share of total	54%	8%	7%	-	-	14%	17%	-

Number (N) of tariff lines (TL) by heading (4-digits HS code)

Category	(A)	(B)					(C)			(D)	
By 4-digits HS code	BR = 0%	C-BR (Y1-20)	0% in Y1	0% in Y10	0% in Y15	0% in Y20	RT-Y23	C-BR	TR in Y23	TRRU or U	C-BR
	N of TL	%	N of TL				N of TL	%	%	N of TL	%
3201-3205	17	-	-	-	-	-	-	-	-	-	-
3206	6	-	-	-	-	-	2	15%	5%	-	-
3207	4	-	-	-	-	-	-	-	-	-	-
3208	-	-	-	-	-	-	1	25%	5%	2	25%
3209	-	-	-	-	-	-	1	25%	5%	1	25%
3210	-	-	-	-	-	-	-	-	-	6	25%
3211	1	-	-	-	-	-	-	-	-	-	-
3212	3	5-15%	-	2	-	-	2	15%	5%	-	-
3213	-	5%	2	-	-	-	-	-	-	-	-
3214	-	5%	3	-	-	-	-	-	-	-	-
3215	1	5%	-	2	-	-	2	25%	5%	1	25%

For description of 4-digits HS code in Chapter 32, kindly click [here](#).

Malaysia's Schedule of Tariff Commitments by Chapter (cont.)

HS Code Chapter 33 – Essential Oils and Resinoids; Perfumery, Cosmetic or Toilet Preparations

Total tariff lines = 48

By Category	(A)	(B)				(C)	(D)	
	BR=0%	0% in Y1	0% in "Y10"	0% in "Y15"	0% in "Y20"	RT-Y23	TRRU	U
Number of tariff lines	48	-	-	-	-	-	-	-
Share of total	100%	-	-	-	-	-	-	-

HS Code Chapter 34 – Soap, Organic Surface-Active Agents, Washing Preparations, Lubricating Preparations, Artificial Waxes, Prepared Waxes, Polishing and Scouring Preparations, Candles and Similar Articles, Modelling Pastes, "Dental Waxes" and Dental Preparations with a Basis

Total tariff lines = 52

By Category	(A)	(B)				(C)	(D)	
	BR=0%	0% in Y1	0% in "Y10"	0% in "Y15"	0% in "Y20"	RT-Y23	TRRU	U
Number of tariff lines	32	1	5	6	-	8	-	-
Share of total	62%	2%	10%	12%	-	15%	-	-

Number (N) of tariff lines (TL) by heading (4-digits HS code)

Category	(A)	(B)					(C)			(D)	
By 4-digits HS code	BR = 0%	C-BR (Y1-20)	0% in Y1	0% in Y10	0% in Y15	0% in Y20	RT-Y23	C-BR	TR in Y23	TRRU or U	C-BR
	N of TL	%	N of TL				N of TL	%	%	N of TL	%
3401	14	20%	-	-	5	-	-	-	-	-	-
3402	14	-	-	-	-	-	-	-	-	-	-
3403	-	10%	-	4	-	-	-	-	-	-	-
3404	3	-	-	-	-	-	-	-	-	-	-
3405	-	8%	-	1	-	-	5	8-10%	4-5%	-	-
3406	-	-	-	-	-	-	3	15%	5%	-	-
3407	1	5-10%	1	-	1	-	-	-	-	-	-

For description of 4-digits HS code in Chapter 34, kindly click [here](#).

Malaysia's Schedule of Tariff Commitments by Chapter (cont.)

HS Code Chapter 35 – Albuminoïde Substances; Modified Starches; Glues; Enzymes

Total tariff lines = 19

By Category	(A)	(B)				(C)	(D)	
	BR=0%	0% in Y1	0% in "Y10"	0% in "Y15"	0% in "Y20"	RT-Y23	TRRU	U
Number of tariff lines	7	6	-	3	-	1	2	-
Share of total	37%	32%	-	16%	-	5%	11%	-

Number (N) of tariff lines (TL) by heading (4-digits HS code)

Category	(A)	(B)					(C)			(D)	
By 4-digits HS code	BR = 0%	C-BR (Y1-20)	0% in Y1	0% in Y10	0% in Y15	0% in Y20	RT-Y23	C-BR	TR in Y23	TRRU or U	C-BR
	N of TL	%	N of TL				N of TL	%	%	N of TL	%
3501	2	25%	-	-	1	-	-	-	-	-	-
3502	-	5%	4	-	-	-	-	-	-	-	-
3503	1	5-25%	2	-	1	-	-	-	-	-	-
3504	1	-	-	-	-	-	-	-	-	-	-
3505	1	-	-	-	-	-	-	-	-	1	25%
3506	-	25%	-	-	1	-	1	25%	5%	1	25%
3507	2	-	-	-	-	-	-	-	-	-	-

For description of 4-digits HS code in Chapter 35, kindly click [here](#).

Malaysia's Schedule of Tariff Commitments by Chapter (cont.)

HS Code Chapter 36 – Explosives; Pyrotechnic Products; Matches; Pyrophoric Alloys; Certain Combustible Preparations

Total tariff lines = 14

By Category	(A)	(B)				(C)	(D)	
	BR=0%	0% in Y1	0% in "Y10"	0% in "Y15"	0% in "Y20"	RT-Y23	TRRU	U
Number of tariff lines	3	-	-	5	-	5	1	-
Share of total	21%	-	-	36%	-	36%	7%	-

Number (N) of tariff lines (TL) by heading (4-digits HS code)

Category	(A)	(B)					(C)			(D)	
By 4-digits HS code	BR = 0%	C-BR (Y1-20)	0% in Y1	0% in Y10	0% in Y15	0% in Y20	RT-Y23	C-BR	TR in Y23	TRRU or U	C-BR
	N of TL	%	N of TL				N of TL	%	%	N of TL	%
3601	1	-	-	-	-	-	-	-	-	-	-
3602	-	-	-	-	-	-	-	-	-	1	25%
3603	1	5%	-	-	1	-	-	-	-	-	-
3604	-	5%	-	-	1	-	3	50%	5%	-	-
3605	-	5%	-	-	1	-	-	-	-	-	-
3606	1	5%	-	-	2	-	2	30-50%	5%	-	-

For description of 4-digits HS code in Chapter 36, kindly click [here](#).

Malaysia's Schedule of Tariff Commitments by Chapter (cont.)

HS Code Chapter 37 – Photographic or Cinematographic Goods

Total tariff lines = 46

By Category	(A)	(B)				(C)	(D)	
	BR=0%	0% in Y1	0% in "Y10"	0% in "Y15"	0% in "Y20"	RT-Y23	TRRU	U
Number of tariff lines	44	-	-	2	-	-	-	-
Share of total	96%	-	-	4%	-	-	-	-

Number (N) of tariff lines (TL) by heading (4-digits HS code)

Category	(A)	(B)					(C)			(D)	
By 4-digits HS code	BR = 0%	C-BR (Y1-20)	0% in Y1	0% in Y10	0% in Y15	0% in Y20	RT-Y23	C-BR	TR in Y23	TRRU or U	C-BR
	N of TL	%	N of TL				N of TL	%	%	N of TL	%
3701-3706	44	-	-	-	-	-	-	-	-	-	-
3707	-	20%	-	-	2	-	-	-	-	-	-

For description of 4-digits HS code in Chapter 37, kindly click [here](#).

Malaysia's Schedule of Tariff Commitments by Chapter (cont.)

HS Code Chapter 38 – Miscellaneous Chemical Products

Total tariff lines = 119

By Category	(A)	(B)				(C)	(D)	
	BR=0%	0% in Y1	0% in "Y10"	0% in "Y15"	0% in "Y20"	RT-Y23	TRRU	U
Number of tariff lines	92	10	-	11	-	4	-	2
Share of total	77%	8%	-	9%	-	3%	-	2%

Number (N) of tariff lines (TL) by heading (4-digits HS code)

Category	(A)	(B)					(C)			(D)	
By 4-digits HS code	BR = 0%	C-BR (Y1-20)	0% in Y1	0% in Y10	0% in Y15	0% in Y20	RT-Y23	C-BR	TR in Y23	TRRU or U	C-BR
	N of TL	%	N of TL				N of TL	%	%	N of TL	%
3801	5	-	-	-	-	-	-	-	-	-	-
3802	2	5%	1	-	-	-	-	-	-	-	-
3803-3807	13	-	-	-	-	-	-	-	-	-	-
3808	16	5-20%	-	-	7	-	-	-	-	-	-
3809-3810	6	-	-	-	-	-	-	-	-	-	-
3811	3	5%	1	-	1	-	--	-	-	-	-
3812-3813	5	-	-	-	-	-	-	-	-	-	-
3814	-	-	-	-	-	-	4	15%	5%	-	-
3815-3822	11	-	-	-	-	-	-	-	-	-	-
3823	1	5%	8	-	-	-	-	-	-	-	-
3824	19	15-30%	-	-	3	-	-	-	-	2	Nil
3825-3826	11	-	-	-	-	-	-	-	-	-	-

For description of 4-digits HS code in Chapter 38, kindly click [here](#).

Malaysia's Schedule of Tariff Commitments by Chapter (cont.)

HS Code Chapter 39 – Plastics and Articles Thereof

Total tariff lines = 341

By Category	(A)	(B)				(C)	(D)	
	BR=0%	0% in Y1	0% in "Y10"	0% in "Y15"	0% in "Y20"	RT-Y23	TRRU	U
Number of tariff lines	87	2	14	69	9	149	11	-
Share of total	26%	1%	4%	20%	3%	44%	3%	-

Number (N) of tariff lines (TL) by heading (4-digits HS code)

Category	(A)	(B)					(C)			(D)	
By 4-digits HS code	BR = 0%	C-BR (Y1-20)	0% in Y1	0% in Y10	0% in Y15	0% in Y20	RT-Y23	C-BR	TR in Y23	TRRU or U	C-BR
	N of TL	%	N of TL				N of TL	%	%	N of TL	%
3901	2	2%	1	-	-	-	2	10%	5%	-	-
3902	5	-	-	-	-	-	2	10%	5%	-	-
3903	6	10%	-	3	1	-	-	-	-	-	-
3904	11	10%	-	-	4	-	-	-	-	-	-
3905	5	10%	-	4	-	-	-	-	-	-	-
3906	2	10%	-	2	-	-	-	-	-	-	-
3907	5	10-15%	-	4	1	-	-	-	-	-	-
3808	2	-	-	-	-	-	-	-	-	-	-
3909	7	10%	-	1	-	-	-	-	-	-	-
3910-3912	9	-	-	-	-	-	-	-	-	-	-
3913	2	5-20%	-	-	3	-	-	-	-	-	-
3914	1	-	-	-	-	-	-	-	-	-	-
3915	1	-	-	-	-	-	4	5%	3%	11	25-30%
3916	1	5-20%	-	-	9	-	1	20%	5%	-	-
3917	4	5-20%	-	-	17	-	23	20%	5-10%	-	-
3918	1	5-20%	-	-	1	3	5	20%	5%	-	-

For description of 4-digits HS code in Chapter 39, kindly click [here](#).

Malaysia's Schedule of Tariff Commitments by Chapter (cont.)

HS Code Chapter 39 – Plastics and Articles Thereof (cont.)

Total tariff lines = 341

By Category	(A)	(B)				(C)	(D)	
	BR=0%	0% in Y1	0% in "Y10"	0% in "Y15"	0% in "Y20"	RT-Y23	TRRU	U
Number of tariff lines	87	2	14	69	9	149	11	-
Share of total	26%	1%	4%	20%	3%	44%	3%	-

Number (N) of tariff lines (TL) by heading (4-digits HS code) (cont.)

Category	(A)	(B)					(C)			(D)	
By 4-digits HS code	BR = 0%	C-BR (Y1-20)	0% in Y1	0% in Y10	0% in Y15	0% in Y20	RT-Y23	C-BR	TR in Y23	TRRU or U	C-BR
	N of TL	%	N of TL				N of TL	%	%	N of TL	%
3919	2	5%	-	-	8	-	10	20%	5%	-	-
3920	1	5-20%	-	-	6	4	55	20-25%	5-10%	-	-
3921	8	5-20%	-	-	10	2	31	20%	5%	-	-
3922	1	5-20%	1	-	4	-	-	-	-	-	-
3923	-	5-20%	-	-	2	-	6	20%	5%	-	-
3924	2	-	-	-	-	-	2	20%	5%	-	-
3925	-	-	-	-	-	-	4	20%	5%	-	-
3926	9	5-20%	-	-	3	-	4	20%	5%	-	-

For description of 4-digits HS code in Chapter 39, kindly click [here](#).

Malaysia's Schedule of Tariff Commitments by Chapter (cont.)

HS Code Chapter 40 – Rubber and Articles Thereof

Total tariff lines = 222

By Category	(A)	(B)				(C)	(D)	
	BR=0%	0% in Y1	0% in "Y10"	0% in "Y15"	0% in "Y20"	RT-Y23	TRRU	U
Number of tariff lines	74	8	32	9	16	-	83	-
Share of total	33%	4%	14%	4%	7%	-	37%	-

Number (N) of tariff lines (TL) by heading (4-digits HS code)

Category	(A)	(B)					(C)			(D)	
By 4-digits HS code	BR = 0%	C-BR (Y1-20)	0% in Y1	0% in Y10	0% in Y15	0% in Y20	RT-Y23	C-BR	TR in Y23	TRRU or U	C-BR
	N of TL	%	N of TL				N of TL	%	%	N of TL	%
4001	51	-	-	-	-	-	-	-	-	-	-
4002	15	25%	-	14	-	-	-	-	-	-	-
4003	-	25%	-	-	-	1	-	-	-	-	-
4004	-	-	-	-	-	-	-	-	-	1	25%
4005	1	5-30%	-	2	1	4	-	-	-	-	-
4006	-	5-30%	-	2	1	1	-	-	-	-	-
4007	-	15%	1	-	-	-	-	-	-	-	-
4008	-	5-30%	-	-	2	10	-	-	-	2	30%
4009-4010	-	-	-	-	-	-	-	-	-	19	30%
4011	-	5%	-	-	1	-	-	-	-	24	5-40%
4012	-	5%	-	2	-	-	-	-	-	25	5-30%
4013	-	5%	-	-	1	-	-	-	-	7	30%
4014	1	5-30%	1	3	-	-	-	-	-	-	-
4015	5	15%	-	1	-	-	-	-	-	-	-
4016	1	5-25%	6	6	2	-	-	-	-	5	5-30%
4017	-	5-25%	-	2	1	-	-	-	-	-	-

For description of 4-digits HS code in Chapter 40, kindly click [here](#).

Malaysia's Schedule of Tariff Commitments by Chapter (cont.)

HS Code Chapter 41 – Raw Hides and Skins (Other than Fur skins) and Leather

Total tariff lines = 38

By Category	(A)	(B)				(C)	(D)	
	BR=0%	0% in Y1	0% in "Y10"	0% in "Y15"	0% in "Y20"	RT-Y23	TRRU	U
Number of tariff lines	35	3	-	-	-	-	-	-
Share of total	92%	8%	-	-	-	-	-	-

Number (N) of tariff lines (TL) by heading (4-digits HS code)

Category	(A)	(B)					(C)			(D)	
By 4-digits HS code	BR = 0%	C-BR (Y1-20)	0% in Y1	0% in Y10	0% in Y15	0% in Y20	RT-Y23	C-BR	TR in Y23	TRRU or U	C-BR
	N of TL	%	N of TL				N of TL	%	%	N of TL	%
4101-4105	16	-	-	-	-	-	-	-	-	-	-
4106	5	10%	2	-	-	-	-	-	-	-	-
4107&4112	7	-	-	-	-	-	-	-	-	-	-
4113	3	10%	1	-	-	-	-	-	-	-	-
4114-4115	2	-	-	-	-	-	-	-	-	-	-

Note: HS code 4108, 4109, 4110 and 4111 absent in Harmonized Tariff Schedule of the United States Basic Revision 7 (2021)

For description of 4-digits HS code in Chapter 41, kindly click [here](#).

Malaysia's Schedule of Tariff Commitments by Chapter (cont.)

HS Code Chapter 42 – Articles of Leather; Saddlery and Harness; Travel Goods, Handbags and Similar Containers; Articles of Animal Gut (Other Than Silk-Worm Gut)

Total tariff lines = 32

By Category	(A)	(B)				(C)	(D)	
	BR=0%	0% in Y1	0% in "Y10"	0% in "Y15"	0% in "Y20"	RT-Y23	TRRU	U
Number of tariff lines	32	-	-	-	-	-	-	-
Share of total	100%	-	-	-	-	-	-	-

HS Code Chapter 43 – Fur skins and Artificial Fur; Manufactures Thereof

Total tariff lines = 12

By Category	(A)	(B)				(C)	(D)	
	BR=0%	0% in Y1	0% in "Y10"	0% in "Y15"	0% in "Y20"	RT-Y23	TRRU	U
Number of tariff lines	12	-	-	-	-	-	-	-
Share of total	100%	-	-	-	-	-	-	-

Malaysia's Schedule of Tariff Commitments by Chapter (cont.)

HS Code Chapter 44 – Wood and Articles of Wood; Wood Charcoal

Total tariff lines = 1,477

By Category	(A)	(B)				(C)	(D)	
	BR=0%	0% in Y1	0% in "Y10"	0% in "Y15"	0% in "Y20"	RT-Y23	TRRU	U
Number of tariff lines	1,387	16	61	-	-	-	13	-
Share of total	94%	1%	4%	-	-	-	1%	-

Number (N) of tariff lines (TL) by heading (4-digits HS code)

Category	(A)	(B)					(C)			(D)	
By 4-digits HS code	BR = 0%	C-BR (Y1-20)	0% in Y1	0% in Y10	0% in Y15	0% in Y20	RT-Y23	C-BR	TR in Y23	TRRU or U	C-BR
	N of TL	%	N of TL				N of TL	%	%	N of TL	%
4401	-	20%	-	5	-	-	-	-	-	-	-
4402	-	20%	-	2	-	-	-	-	-	-	-
4403	764	-	-	-	-	-	-	-	-	-	-
4404	-	10-20%	-	4	-	-	-	-	-	-	-
4405	-	5-20%	-	2	-	-	-	-	-	-	-
4406	-	5%	16	-	-	-	-	-	-	-	-
4407-4409	620	-	-	-	-	-	-	-	-	-	-
4410-4011	-	20%	-	10	-	-	-	-	-	-	-
4412	-	-	-	-	-	-	-	-	-	13	25-40%
4413-4417	-	20%	-	6	-	-	-	-	-	-	-
4418	-	20%	-	13	-	-	-	-	-	-	-
4419	-	20%	-	1	-	-	-	-	-	-	-
4420	1	5-20%	-	8	-	-	-	-	-	-	-
4421	2	5-20%	-	10	-	-	-	-	-	-	-

For description of 4-digits HS code in Chapter 44, kindly click [here](#).

Malaysia's Schedule of Tariff Commitments by Chapter (cont.)

HS Code Chapter 45 – Cork and Articles of Cork

Total tariff lines = 7

By Category	(A)	(B)				(C)	(D)	
	BR=0%	0% in Y1	0% in "Y10"	0% in "Y15"	0% in "Y20"	RT-Y23	TRRU	U
Number of tariff lines	3	2	2	-	-	-	-	-
Share of total	43%	29%	29%	-	-	-	-	-

Number (N) of tariff lines (TL) by heading (4-digits HS code)

Category	(A)	(B)					(C)			(D)	
By 4-digits HS code	BR = 0%	C-BR (Y1-20)	0% in Y1	0% in Y10	0% in Y15	0% in Y20	RT-Y23	C-BR	TR in Y23	TRRU or U	C-BR
	N of TL	%	N of TL				N of TL	%	%	N of TL	%
4501-4502	3	-	-	-	-	-	-	-	-	-	-
4503	-	5%	2	-	-	-	-	-	-	-	-
4504	-	15-20%	-	2	-	-	-	-	-	-	-

For description of 4-digits HS code in Chapter 45, kindly click [here](#).

Malaysia's Schedule of Tariff Commitments by Chapter (cont.)

HS Code Chapter 46 – Manufactures of Straw, of Esparto or of Other Plaiting Materials; Basket Ware and Wickerwork

Total tariff lines = 27

By Category	(A)	(B)				(C)	(D)	
	BR=0%	0% in Y1	0% in "Y10"	0% in "Y15"	0% in "Y20"	RT-Y23	TRRU	U
Number of tariff lines	-	-	27	-	-	-	-	-
Share of total	-	-	100%	-	-	-	-	-

Number (N) of tariff lines (TL) by heading (4-digits HS code)

Category	(A)	(B)					(C)			(D)	
By 4-digits HS code	BR = 0%	C-BR (Y1-20)	0% in Y1	0% in Y10	0% in Y15	0% in Y20	RT-Y23	C-BR	TR in Y23	TRRU or U	C-BR
	N of TL	%	N of TL				N of TL	%	%	N of TL	%
4601	-	5-25%	-	15	-	-	-	-	-	-	-
4602	-	15-25%	-	12	-	-	-	-	-	-	-

For description of 4-digits HS code in Chapter 46, kindly click [here](#).

HS Code Chapter 47 – Pulp of Wood or of Other Fibrous Cellulosic Material; Recovered (Waste and Scrap) Paper of Paperboard

Total tariff lines = 21

By Category	(A)	(B)				(C)	(D)	
	BR=0%	0% in Y1	0% in "Y10"	0% in "Y15"	0% in "Y20"	RT-Y23	TRRU	U
Number of tariff lines	21	-	-	-	-	-	-	-
Share of total	100%	-	-	-	-	-	-	-

Malaysia's Schedule of Tariff Commitments by Chapter (cont.)

HS Code Chapter 48 – Paper and Paperboard; Articles of Paper Pulp, of Paper or of Paperboard

Total tariff lines = 237

By Category	(A)	(B)				(C)	(D)	
	BR=0%	0% in Y1	0% in "Y10"	0% in "Y15"	0% in "Y20"	RT-Y23	TRRU	U
Number of tariff lines	74	25	134	-	-	-	4	-
Share of total	31%	11%	57%	-	-	-	2%	-

Number (N) of tariff lines (TL) by heading (4-digits HS code)

Category	(A)	(B)					(C)			(D)	
By 4-digits HS code	BR = 0%	C-BR (Y1-20)	0% in Y1	0% in Y10	0% in Y15	0% in Y20	RT-Y23	C-BR	TR in Y23	TRRU or U	C-BR
	N of TL	%	N of TL				N of TL	%	%	N of TL	%
4801	-	-	-	-	-	-	-	-	-	2	10%
4802	23	5-25%	-	37	-	-	-	-	-	-	-
4803	1	25%	-	2	-	-	-	-	-	-	-
4804	6	5-10%	11	-	-	-	-	-	-	-	-
4805	9	10%	11	2	-	-	-	-	-	-	-
4806-4807	5	-	-	-	-	-	-	-	-	-	-
4808	-	15-25%	-	5	-	-	-	-	-	-	-
4809	-	5%	3	-	-	-	-	-	-	-	-
4810	19	5-25%	-	13	-	-	-	-	-	-	-
4811	6	20%	-	14	-	-	-	-	-	1	20%
4812	-	20%	-	1	-	-	-	-	-	-	-
4813	-	5-20%	-	6	-	-	-	-	-	-	-
4814	-	5-25%	-	12	-	-	-	-	-	-	-
4816	1	5-20%	-	5	-	-	-	-	-	1	20%
4817	-	20%	-	3	-	-	-	-	-	-	-
4818	-	20-25%	-	6	-	-	-	-	-	-	-

For description of 4-digits HS code in Chapter 48, kindly click [here](#).

Malaysia's Schedule of Tariff Commitments by Chapter (cont.)

HS Code Chapter 48 – Paper and Paperboard; Articles of Paper Pulp, of Paper or of Paperboard (cont.)

Total tariff lines = 236

By Category	(A)	(B)				(C)	(D)	
	BR=0%	0% in Y1	0% in "Y10"	0% in "Y15"	0% in "Y20"	RT-Y23	TRRU	U
Number of tariff lines	73	25	134	-	-	-	4	-
Share of total	31%	11%	57%	-	-	-	2%	-

Number (N) of tariff lines (TL) by heading (4-digits HS code) (cont.)

Category	(A)	(B)					(C)			(D)	
By 4-digits HS code	BR = 0%	C-BR (Y1-20)	0% in Y1	0% in Y10	0% in Y15	0% in Y20	RT-Y23	C-BR	TR in Y23	TRRU or U	C-BR
	N of TL	%	N of TL				N of TL	%	%	N of TL	%
4819	-	25%	-	6	-	-	-	-	-	-	-
4820	1	20%	-	5	-	-	-	-	-	-	-
4821	-	25%	-	2	-	-	-	-	-	-	-
4822	-	5-15%	-	4	-	-	-	-	-	-	-
4823	3	10-25%	-	11	-	-	-	-	-	-	-

Note: HS code 4815 absent in Harmonized Tariff Schedule of the United States Basic Revision 7 (2021)

For description of 4-digits HS code in Chapter 48, kindly click [here](#).

Malaysia's Schedule of Tariff Commitments by Chapter (cont.)

HS Code Chapter 49 – Printed Books, Newspapers, Pictures and Other Products of the Printing Industry; Manuscripts, Typescripts and Plans

Total tariff lines = 36

By Category	(A)	(B)				(C)	(D)	
	BR=0%	0% in Y1	0% in "Y10"	0% in "Y15"	0% in "Y20"	RT-Y23	TRRU	U
Number of tariff lines	19	-	17	-	-	-	-	-
Share of total	53%	-	47%	-	-	-	-	-

Number (N) of tariff lines (TL) by heading (4-digits HS code)

Category	(A)	(B)					(C)			(D)	
By 4-digits HS code	BR = 0%	C-BR (Y1-20)	0% in Y1	0% in Y10	0% in Y15	0% in Y20	RT-Y23	C-BR	TR in Y23	TRRU or U	C-BR
	N of TL	%	N of TL				N of TL	%	%	N of TL	%
4901-4906	11	-	-	-	-	-	-	-	-	-	-
4907	2	20%	-	2	-	-	-	-	-	-	-
4908	-	20%	-	2	-	-	-	-	-	-	-
4909	-	20%	-	1	-	-	-	-	-	-	-
4910	1	5-20%	-	8	-	-	-	-	-	-	-
4911	5	20%	-	4	-	-	-	-	-	-	-

For description of 4-digits HS code in Chapter 49, kindly click [here](#).

Malaysia's Schedule of Tariff Commitments by Chapter (cont.)

HS Code Chapter 50 – Silk

Total tariff lines = 15

By Category	(A)	(B)				(C)	(D)	
	BR=0%	0% in Y1	0% in "Y10"	0% in "Y15"	0% in "Y20"	RT-Y23	TRRU	U
Number of tariff lines	9	-	6	-	-	-	-	-
Share of total	60%	-	40%	-	-	-	-	-

Number (N) of tariff lines (TL) by heading (4-digits HS code)

Category	(A)	(B)					(C)			(D)	
By 4-digits HS code	BR = 0%	C-BR (Y1-20)	0% in Y1	0% in Y10	0% in Y15	0% in Y20	RT-Y23	C-BR	TR in Y23	TRRU or U	C-BR
	N of TL	%	N of TL				N of TL	%	%	N of TL	%
5001-5006	6	-	-	-	-	-	-	-	-	-	-
5007	3	10%	-	6	-	-	-	-	-	-	-

For description of 4-digits HS code in Chapter 50, kindly click [here](#).

HS Code Chapter 51 – Wool, Fine or Coarse Animal Hair; Horsehair Yarn and Woven Fabric

Total tariff lines = 46

By Category	(A)	(B)				(C)	(D)	
	BR=0%	0% in Y1	0% in "Y10"	0% in "Y15"	0% in "Y20"	RT-Y23	TRRU	U
Number of tariff lines	46	-	-	-	-	-	-	-
Share of total	100%	-	-	-	-	-	-	-

Malaysia's Schedule of Tariff Commitments by Chapter (cont.)

HS Code Chapter 52 – Cotton

Total tariff lines = 162

By Category	(A)	(B)				(C)	(D)	
	BR=0%	0% in Y1	0% in "Y10"	0% in "Y15"	0% in "Y20"	RT-Y23	TRRU	U
Number of tariff lines	5	-	157	-	-	-	-	-
Share of total	3%	-	97%	-	-	-	-	-

Number (N) of tariff lines (TL) by heading (4-digits HS code)

Category	(A)	(B)					(C)			(D)	
By 4-digits HS code	BR = 0%	C-BR (Y1-20)	0% in Y1	0% in Y10	0% in Y15	0% in Y20	RT-Y23	C-BR	TR in Y23	TRRU or U	C-BR
	N of TL	%	N of TL				N of TL	%	%	N of TL	%
5201-5203	5	-	-	-	-	-	-	-	-	-	-
5204	-	15%	-	5	-	-	-	-	-	-	-
5205	-	10%	-	24	-	-	-	-	-	-	-
5206	-	10%	-	20	-	-	-	-	-	-	-
5207	-	10%	-	2	-	-	-	-	-	-	-
5208	-	10%	-	25	-	-	-	-	-	-	-
5209	-	10%	-	23	-	-	-	-	-	-	-
5210	-	10%	-	17	-	-	-	-	-	-	-
5211	-	10%	-	24	-	-	-	-	-	-	-
5212	-	10%	-	17	-	-	-	-	-	-	-

For description of 4-digits HS code in Chapter 52, kindly click [here](#).

Malaysia's Schedule of Tariff Commitments by Chapter (cont.)

HS Code Chapter 53 – Other Vegetable Textile Fibres; Paper Yarn and Woven Fabrics of Paper Yarn

Total tariff lines = 40

By Category	(A)	(B)				(C)	(D)	
	BR=0%	0% in Y1	0% in "Y10"	0% in "Y15"	0% in "Y20"	RT-Y23	TRRU	U
Number of tariff lines	40	-	-	-	-	-	-	-
Share of total	100%	-	-	-	-	-	-	-

HS Code Chapter 54 – Man-Made Filaments; Strip and The Like of Man-Made Textile Materials

Total tariff lines = 115

By Category	(A)	(B)				(C)	(D)	
	BR=0%	0% in Y1	0% in "Y10"	0% in "Y15"	0% in "Y20"	RT-Y23	TRRU	U
Number of tariff lines	24	-	91	-	-	-	-	-
Share of total	21%	-	79%	-	-	-	-	-

Number (N) of tariff lines (TL) by heading (4-digits HS code)

Category	(A)	(B)					(C)			(D)	
By 4-digits HS code	BR = 0%	C-BR (Y1-20)	0% in Y1	0% in Y10	0% in Y15	0% in Y20	RT-Y23	C-BR	TR in Y23	TRRU or U	C-BR
	N of TL	%	N of TL				N of TL	%	%	N of TL	%
5401	2	10-20%	-	2	-	-	-	-	-	-	-
5402	14	10-15%	-	9	-	-	-	-	-	-	-
5403	8	-	-	-	-	-	-	-	-	-	-
5404-5406	-	10%	-	6	-	-	-	-	-	-	-
5407	-	10%	-	55	-	-	-	-	-	-	-
5408	-	10%	-	19	-	-	-	-	-	-	-

For description of 4-digits HS code in Chapter 54, kindly click [here](#).

Malaysia's Schedule of Tariff Commitments by Chapter (cont.)

HS Code Chapter 55 – Man-Made Staple Fibres

Total tariff lines = 111

By Category	(A)	(B)				(C)	(D)	
	BR=0%	0% in Y1	0% in "Y10"	0% in "Y15"	0% in "Y20"	RT-Y23	TRRU	U
Number of tariff lines	23	-	88	-	-	-	-	-
Share of total	21%	-	79%	-	-	-	-	-

Number (N) of tariff lines (TL) by heading (4-digits HS code)

Category	(A)	(B)					(C)			(D)	
By 4-digits HS code	BR = 0%	C-BR (Y1-20)	0% in Y1	0% in Y10	0% in Y15	0% in Y20	RT-Y23	C-BR	TR in Y23	TRRU or U	C-BR
	N of TL	%	N of TL				N of TL	%	%	N of TL	%
5501-5507	21	-	-	-	-	-	-	-	-	-	-
5508	-	20-30%	-	4	-	-	-	-	-	-	-
5509	2	10%	-	16	-	-	-	-	-	-	-
5510	-	10%	-	5	-	-	-	-	-	-	-
5511	-	10-20%	-	5	-	-	-	-	-	-	-
5512	-	10%	-	6	-	-	-	-	-	-	-
5513	-	10%	-	11	-	-	-	-	-	-	-
5514	-	10%	-	12	-	-	-	-	-	-	-
5515	-	10%	-	9	-	-	-	-	-	-	-
5516	-	10%	-	20	-	-	-	-	-	-	-

For description of 4-digits HS code in Chapter 55, kindly click [here](#).

Malaysia's Schedule of Tariff Commitments by Chapter (cont.)

HS Code Chapter 56 – Wadding, Felt and Nonwovens; Special Yarns; Twine, Cordage, Ropes and Cables and Articles Thereof

Total tariff lines = 41

By Category	(A)	(B)				(C)	(D)	
	BR=0%	0% in Y1	0% in "Y10"	0% in "Y15"	0% in "Y20"	RT-Y23	TRRU	U
Number of tariff lines	8	13	20	-	-	-	-	-
Share of total	20%	32%	49%	-	-	-	-	-

Number (N) of tariff lines (TL) by heading (4-digits HS code)

Category	(A)	(B)					(C)			(D)	
By 4-digits HS code	BR = 0%	C-BR (Y1-20)	0% in Y1	0% in Y10	0% in Y15	0% in Y20	RT-Y23	C-BR	TR in Y23	TRRU or U	C-BR
	N of TL	%	N of TL				N of TL	%	%	N of TL	%
5601	-	20%	-	4	-	-	-	-	-	-	-
5602	1	20%	-	3	-	-	-	-	-	-	-
5603	-	20%	-	8	-	-	-	-	-	-	-
5604	1	5-20%	1	4	-	-	-	-	-	-	-
5605-5606	2	-	-	-	-	-	-	-	-	-	-
5607	4	2-5%	5	-	-	-	-	-	-	-	-
5608	-	5%	6	-	-	-	-	-	-	-	-
5609	-	5%	1	1	-	-	-	-	-	-	-

For description of 4-digits HS code in Chapter 56, kindly click [here](#).

Malaysia's Schedule of Tariff Commitments by Chapter (cont.)

HS Code Chapter 57 – Carpets and Other Textile Floor Coverings

Total tariff lines = 41

By Category	(A)	(B)				(C)	(D)	
	BR=0%	0% in Y1	0% in "Y10"	0% in "Y15"	0% in "Y20"	RT-Y23	TRRU	U
Number of tariff lines	21	-	20	-	-	-	-	-
Share of total	51%	-	49%	-	-	-	-	-

Number (N) of tariff lines (TL) by heading (4-digits HS code)

Category	(A)	(B)					(C)			(D)	
By 4-digits HS code	BR = 0%	C-BR (Y1-20)	0% in Y1	0% in Y10	0% in Y15	0% in Y20	RT-Y23	C-BR	TR in Y23	TRRU or U	C-BR
	N of TL	%	N of TL				N of TL	%	%	N of TL	%
5701	3	20%	-	2	-	-	-	-	-	-	-
5702	11	20%	-	11	-	-	-	-	-	-	-
5703	5	20%	-	4	-	-	-	-	-	-	-
5704	-	20%	-	2	-	-	-	-	-	-	-
5705	2	20%	-	1	-	-	-	-	-	-	-

For description of 4-digits HS code in Chapter 57, kindly click [here](#).

Malaysia's Schedule of Tariff Commitments by Chapter (cont.)

HS Code Chapter 58 – Special Woven Fabrics; Tufted Textile Fabrics; Lace; Tapestries; Trimmings; Embroidery

Total tariff lines = 72

By Category	(A)	(B)				(C)	(D)	
	BR=0%	0% in Y1	0% in "Y10"	0% in "Y15"	0% in "Y20"	RT-Y23	TRRU	U
Number of tariff lines	13	1	58	-	-	-	-	-
Share of total	18%	1%	81%	-	-	-	-	-

Number (N) of tariff lines (TL) by heading (4-digits HS code)

Category	(A)	(B)					(C)			(D)	
By 4-digits HS code	BR = 0%	C-BR (Y1-20)	0% in Y1	0% in Y10	0% in Y15	0% in Y20	RT-Y23	C-BR	TR in Y23	TRRU or U	C-BR
	N of TL	%	N of TL				N of TL	%	%	N of TL	%
5801	2	7-20%	1	21	-	-	-	-	-	-	-
5802	2	7-20%	-	10	-	-	-	-	-	-	-
5803	1	10-20%	-	3	-	-	-	-	-	-	-
5804	4	20%	-	3	-	-	-	-	-	-	-
5805	1	-	-	-	-	-	-	-	-	-	-
5806	1	20%	-	9	-	-	-	-	-	-	-
5807	-	20%	-	2	-	-	-	-	-	-	-
5808	-	20%	-	2	-	-	-	-	-	-	-
5809	1	-	-	-	-	-	-	-	-	-	-
5810	-	20%	-	4	-	-	-	-	-	-	-
5811	1	20%	-	4	-	-	-	-	-	-	-

For description of 4-digits HS code in Chapter 58, kindly click [here](#).

Malaysia's Schedule of Tariff Commitments by Chapter (cont.)

HS Code Chapter 59 – Impregnated, Coated, Covered or Laminated Textile Fabrics; Textile Articles of A Kind Suitable For Industrial Use

Total tariff lines = 28

By Category	(A)	(B)				(C)	(D)	
	BR=0%	0% in Y1	0% in "Y10"	0% in "Y15"	0% in "Y20"	RT-Y23	TRRU	U
Number of tariff lines	20	-	8	-	-	-	-	-
Share of total	71%	-	29%	-	-	-	-	-

Number (N) of tariff lines (TL) by heading (4-digits HS code)

Category	(A)	(B)					(C)			(D)	
By 4-digits HS code	BR = 0%	C-BR (Y1-20)	0% in Y1	0% in Y10	0% in Y15	0% in Y20	RT-Y23	C-BR	TR in Y23	TRRU or U	C-BR
	N of TL	%	N of TL				N of TL	%	%	N of TL	%
5901-5902	5	-	-	-	-	-	-	-	-	-	-
5903	-	20%	-	3	-	-	-	-	-	-	-
5904	-	20%	-	2	-	-	-	-	-	-	-
5905	1	20%	-	3	-	-	-	-	-	-	-
5906-5911	14	-	-	-	-	-	-	-	-	-	-

For description of 4-digits HS code in Chapter 59, kindly click [here](#).

Malaysia's Schedule of Tariff Commitments by Chapter (cont.)

HS Code Chapter 60 – Knitted or Crocheted Fabrics

Total tariff lines = 43

By Category	(A)	(B)				(C)	(D)	
	BR=0%	0% in Y1	0% in "Y10"	0% in "Y15"	0% in "Y20"	RT-Y23	TRRU	U
Number of tariff lines	-	-	-	36	-	7	-	-
Share of total	-	-	-	84%	-	16%	-	-

Number (N) of tariff lines (TL) by heading (4-digits HS code)

Category	(A)	(B)					(C)			(D)	
By 4-digits HS code	BR = 0%	C-BR (Y1-20)	0% in Y1	0% in Y10	0% in Y15	0% in Y20	RT-Y23	C-BR	TR in Y23	TRRU or U	C-BR
	N of TL	%	N of TL				N of TL	%	%	N of TL	%
6001	-	-	-	-	-	-	7	15%	5%	-	-
6002	-	15%	-	-	2	-	-	-	-	-	-
6003	-	15%	-	-	5	-	-	-	-	-	-
6004	-	15%	-	-	2	-	-	-	-	-	-
6005	-	15%	-	-	13	-	-	-	-	-	-
6006	-	15%	-	-	14	-	-	-	-	-	-

For description of 4-digits HS code in Chapter 60, kindly click [here](#).

Malaysia's Schedule of Tariff Commitments by Chapter (cont.)

HS Code Chapter 61 – Articles of Apparel and Clothing Accessories, Knitted or Crocheted

Total tariff lines = 107

By Category	(A)	(B)				(C)	(D)	
	BR=0%	0% in Y1	0% in "Y10"	0% in "Y15"	0% in "Y20"	RT-Y23	TRRU	U
Number of tariff lines	106	-	-	1	-	-	-	-
Share of total	99	-	-	1%	-	-	-	-

Number (N) of tariff lines (TL) by heading (4-digits HS code)

Category	(A)	(B)					(C)			(D)	
By 4-digits HS code	BR = 0%	C-BR (Y1-20)	0% in Y1	0% in Y10	0% in Y15	0% in Y20	RT-Y23	C-BR	TR in Y23	TRRU or U	C-BR
	N of TL	%	N of TL				N of TL	%	%	N of TL	%
6101-6116	103	-	-	-	-	-	-	-	-	-	-
6117	3	15%	-	-	1	-	-	-	-	-	-

For description of 4-digits HS code in Chapter 61, kindly click [here](#).

Malaysia's Schedule of Tariff Commitments by Chapter (cont.)

HS Code Chapter 62 – Articles of Apparel and Clothing Accessories, Not Knitted or Crocheted

Total tariff lines = 141

By Category	(A)	(B)				(C)	(D)	
	BR=0%	0% in Y1	0% in "Y10"	0% in "Y15"	0% in "Y20"	RT-Y23	TRRU	U
Number of tariff lines	139	-	-	2	-	-	-	-
Share of total	99%	-	-	-	-	-	-	-

Number (N) of tariff lines (TL) by heading (4-digits HS code)

Category	(A)	(B)					(C)			(D)	
By 4-digits HS code	BR = 0%	C-BR (Y1-20)	0% in Y1	0% in Y10	0% in Y15	0% in Y20	RT-Y23	C-BR	TR in Y23	TRRU or U	C-BR
	N of TL	%	N of TL				N of TL	%	%	N of TL	%
6201-6210	86	-	-	-	-	-	-	-	-	-	-
6211	13	5%	-	-	1	-	-	-	-	-	-
6212-6216	39	-	-	-	-	-	-	-	-	-	-
6217	1	20%	-	-	1	-	-	-	-	-	-

For description of 4-digits HS code in Chapter 62, kindly click [here](#).

Malaysia's Schedule of Tariff Commitments by Chapter (cont.)

HS Code Chapter 63 – Other Made up Textile Articles; Sets; Worn Clothing and Worn Textile Articles; Rags

Total tariff lines = 63

By Category	(A)	(B)				(C)	(D)	
	BR=0%	0% in Y1	0% in "Y10"	0% in "Y15"	0% in "Y20"	RT-Y23	TRRU	U
Number of tariff lines	42	2	-	19	-	-	-	-
Share of total	67%	3%	-	30%	-	-	-	-

Number (N) of tariff lines (TL) by heading (4-digits HS code)

Category	(A)	(B)					(C)			(D)	
By 4-digits HS code	BR = 0%	C-BR (Y1-20)	0% in Y1	0% in Y10	0% in Y15	0% in Y20	RT-Y23	C-BR	TR in Y23	TRRU or U	C-BR
	N of TL	%	N of TL				N of TL	%	%	N of TL	%
6301-6304	37	-	-	-	-	-	-	-	-	-	-
6305	1	20%	-	-	6	-	-	-	-	-	-
6306	-	20%	-	-	9	-	-	-	-	-	-
6307	2	20%	-	-	4	-	-	-	-	-	-
6308-6309	2	-	-	-	-	-	-	-	-	-	-
6310	-	5%	2	-	-	-	-	-	-	-	-

For description of 4-digits HS code in Chapter 63, kindly click [here](#).

Malaysia's Schedule of Tariff Commitments by Chapter (cont.)

HS Code Chapter 64 – Footwear, Gaiters and the Like; Parts of Such Articles

Total tariff lines = 39

By Category	(A)	(B)				(C)	(D)	
	BR=0%	0% in Y1	0% in "Y10"	0% in "Y15"	0% in "Y20"	RT-Y23	TRRU	U
Number of tariff lines	27	-	2	4	1	-	5	-
Share of total	69%	-	5%	10%	3%	-	13%	-

Number (N) of tariff lines (TL) by heading (4-digits HS code)

Category	(A)	(B)					(C)			(D)	
By 4-digits HS code	BR = 0%	C-BR (Y1-20)	0% in Y1	0% in Y10	0% in Y15	0% in Y20	RT-Y23	C-BR	TR in Y23	TRRU or U	C-BR
	N of TL	%	N of TL				N of TL	%	%	N of TL	%
6401-6405	25	-	-	-	-	-	-	-	-	-	-
6406	2	5-25%	-	2	4	1	-	-	-	5	25-30%

For description of 4-digits HS code in Chapter 64, kindly click [here](#).

HS Code Chapter 65 – Headgear and Parts Thereof

Total tariff lines = 12

By Category	(A)	(B)				(C)	(D)	
	BR=0%	0% in Y1	0% in "Y10"	0% in "Y15"	0% in "Y20"	RT-Y23	TRRU	U
Number of tariff lines	12	-	-	-	-	-	-	-
Share of total	100%	-	-	-	-	-	-	-

Malaysia's Schedule of Tariff Commitments by Chapter (cont.)

HS Code Chapter 66 – Umbrellas, Sun Umbrellas, Walking- Sticks, Seat-Sticks, Whips, Riding- Crops and Parts Thereof

Total tariff lines = 9

By Category	(A)	(B)				(C)	(D)	
	BR=0%	0% in Y1	0% in "Y10"	0% in "Y15"	0% in "Y20"	RT-Y23	TRRU	U
Number of tariff lines	3	-	6	-	-	-	-	-
Share of total	33%	-	67%	-	-	-	-	-

Number (N) of tariff lines (TL) by heading (4-digits HS code)

Category	(A)	(B)					(C)			(D)	
By 4-digits HS code	BR = 0%	C-BR (Y1-20)	0% in Y1	0% in Y10	0% in Y15	0% in Y20	RT-Y23	C-BR	TR in Y23	TRRU or U	C-BR
	N of TL	%	N of TL				N of TL	%	%	N of TL	%
6601	-	20%	-	3	-	-	-	-	-	-	-
6602	3	-	-	-	-	-	-	-	-	-	-
6603	-	5-20%	-	3	-	-	-	-	-	-	-

For description of 4-digits HS code in Chapter 66, kindly click [here](#).

Malaysia's Schedule of Tariff Commitments by Chapter (cont.)

HS Code Chapter 67 – Prepared Feathers and Down and Articles Made of Feathers or of Down; Artificial Flowers; Articles of Human Hair

Total tariff lines = 11

By Category	(A)	(B)				(C)	(D)	
	BR=0%	0% in Y1	0% in "Y10"	0% in "Y15"	0% in "Y20"	RT-Y23	TRRU	U
Number of tariff lines	1	4	6	-	-	-	-	-
Share of total	9%	36%	55%	-	-	-	-	-

Number (N) of tariff lines (TL) by heading (4-digits HS code)

Category	(A)	(B)					(C)			(D)	
By 4-digits HS code	BR = 0%	C-BR (Y1-20)	0% in Y1	0% in Y10	0% in Y15	0% in Y20	RT-Y23	C-BR	TR in Y23	TRRU or U	C-BR
	N of TL	%	N of TL				N of TL	%	%	N of TL	%
6701	-	5-15%	-	2	-	-	-	-	-	-	-
6702	-	5-20%	-	4	-	-	-	-	-	-	-
6703	1	-	-	-	-	-	-	-	-	-	-
6704	-	10%	4	-	-	-	-	-	-	-	-

For description of 4-digits HS code in Chapter 67, kindly click [here](#).

Malaysia's Schedule of Tariff Commitments by Chapter (cont.)

HS Code Chapter 68 – Articles of Stone, Plaster, Cement, Asbestos, MICA or Similar Materials

Total tariff lines = 75

By Category	(A)	(B)				(C)	(D)	
	BR=0%	0% in Y1	0% in "Y10"	0% in "Y15"	0% in "Y20"	RT-Y23	TRRU	U
Number of tariff lines	16	5	1	23	2	1	27	-
Share of total	21%	7%	1%	31%	3%	1%	36%	-

Number (N) of tariff lines (TL) by heading (4-digits HS code)

Category	(A)	(B)					(C)			(D)	
By 4-digits HS code	BR = 0%	C-BR (Y1-20)	0% in Y1	0% in Y10	0% in Y15	0% in Y20	RT-Y23	C-BR	TR in Y23	TRRU or U	C-BR
	N of TL	%	N of TL				N of TL	%	%	N of TL	%
6801	1	-	-	-	-	-	-	-	-	-	-
6802	-	25-30%	-	-	1	1	-	-	-	9	30%
6803	-	25%	-	-	1	-	-	-	-	1	25%
6804	4	5%	1	-	-	-	-	-	-	-	-
6805	-	25%	-	-	-	1	-	-	-	2	25%
6806	-	25%	-	1	-	-	-	-	-	2	25%
6807	-	5%	1	-	1	-	-	-	-	1	25%
6808	-	10%	-	-	1	-	1	10%	5%	2	30%
6809	-	5-25%	1	-	1	-	-	-	-	1	30%
6810	-	20%	-	-	4	-	-	-	-	2	30%
6811	-	10-25%	-	-	14	-	-	-	-	2	20-25%
6812	5	10%	2	-	-	-	-	-	-	1	30%
6813	-	-	-	-	-	-	-	-	-	4	30%
6814-6815	6	-	-	-	-	-	-	-	-	-	-

For description of 4-digits HS code in Chapter 68, kindly click [here](#).

Malaysia's Schedule of Tariff Commitments by Chapter (cont.)

HS Code Chapter 69 – Ceramic Products

Total tariff lines = 35

By Category	(A)	(B)				(C)	(D)	
	BR=0%	0% in Y1	0% in "Y10"	0% in "Y15"	0% in "Y20"	RT-Y23	TRRU	U
Number of tariff lines	3	6	1	8	2	4	11	-
Share of total	9%	17%	3%	23%	6%	11%	31%	-

Number (N) of tariff lines (TL) by heading (4-digits HS code)

Category	(A)	(B)					(C)			(D)	
By 4-digits HS code	BR = 0%	C-BR (Y1-20)	0% in Y1	0% in Y10	0% in Y15	0% in Y20	RT-Y23	C-BR	TR in Y23	TRRU or U	C-BR
	N of TL	%	N of TL				N of TL	%	%	N of TL	%
6901	-	-	-	-	-	-	1	25%	5%	-	-
6902	-	20%	-	-	3	-	-	-	-	-	-
6903	3	-	-	-	-	-	-	-	-	-	-
6904	-	-	-	-	-	-	-	-	-	2	30%
6905	-	10%	-	1	-	-	-	-	-	1	30%
6906	-	-	-	-	-	-	-	-	-	1	30%
6907	-	5-10%	-	-	2	-	-	-	-	2	50%
6908	-	5-10%	-	-	2	-	-	-	-	2	60%
6909	-	5%	4	-	-	-	-	-	-	-	-
6910	-	25%	-	-	1	-	1	25%	10%	-	-
6911	-	-	-	-	-	-	-	-	-	2	30%
6912	-	-	-	-	-	-	-	-	-	1	30%
6913	-	25%	-	-	-	2	2	20%	5%	-	-
6914	-	5%	2	-	-	-	-	-	-	-	-

For description of 4-digits HS code in Chapter 69, kindly click [here](#).

Malaysia's Schedule of Tariff Commitments by Chapter (cont.)

HS Code Chapter 70 – Glass and Glassware

Total tariff lines = 78

By Category	(A)	(B)				(C)	(D)	
	BR=0%	0% in Y1	0% in "Y10"	0% in "Y15"	0% in "Y20"	RT-Y23	TRRU	U
Number of tariff lines	30	2	2	13	16	-	15	-
Share of total	38%	3%	3%	17%	21%	-	19%	-

Number (N) of tariff lines (TL) by heading (4-digits HS code)

Category	(A)	(B)					(C)			(D)	
By 4-digits HS code	BR = 0%	C-BR (Y1-20)	0% in Y1	0% in Y10	0% in Y15	0% in Y20	RT-Y23	C-BR	TR in Y23	TRRU or U	C-BR
	N of TL	%	N of TL				N of TL	%	%	N of TL	%
7001-7002	7	-	-	-	-	-	-	-	-	-	-
7003	2	30%	-	-	-	1	-	-	-	3	30%
7004-7006	6	-	-	-	-	-	-	-	-	7	30%
7007	-	-	-	-	-	-	-	-	-	4	30%
7008	-	30%	-	-	-	1	-	-	-	-	-
7009	-	5-30%	1	-	-	2	-	-	-	-	-
7010	2	30%	-	-	-	2	-	-	-	-	-
7011	3	-	-	-	-	-	-	-	-	-	-
7013	-	30%	-	-	-	10	-	-	-	-	-
7014	1	-	-	-	-	-	-	-	-	-	-
7015-7016	2	20%	-	-	2	-	-	-	-	-	-
7017	3	-	-	-	-	-	-	-	-	-	-
7018	1	20%	-	-	2	-	-	-	-	-	-
7019	2	5-25%	1	2	8	-	-	-	-	-	-
7020	1	20%	-	-	1	-	-	-	-	1	30%

For description of 4-digits HS code in Chapter 70, kindly click [here](#).

Malaysia's Schedule of Tariff Commitments by Chapter (cont.)

HS Code Chapter 71 – Natural or Cultured Pearls, Precious or Semi-Precious Stones, Precious Metals, Metals Clad with Precious Metal, and Articles Thereof; Imitation Jewellery; Coin

Total tariff lines = 58

By Category	(A)	(B)				(C)	(D)	
	BR=0%	0% in Y1	0% in "Y10"	0% in "Y15"	0% in "Y20"	RT-Y23	TRRU	U
Number of tariff lines	54	3	1	-	-	-	-	-
Share of total	93%	5%	2%	-	-	-	-	-

Number (N) of tariff lines (TL) by heading (4-digits HS code)

Category	(A)	(B)					(C)			(D)	
By 4-digits HS code	BR = 0%	C-BR (Y1-20)	0% in Y1	0% in Y10	0% in Y15	0% in Y20	RT-Y23	C-BR	TR in Y23	TRRU or U	C-BR
	N of TL	%	N of TL				N of TL	%	%	N of TL	%
7101-7114	44	-	-	-	-	-	-	-	-	-	-
7115	-	5-10%	1	1	-	-	-	-	-	-	-
7116-7117	9	-	-	-	-	-	-	-	-	-	-
7118	1	5%	2	-	-	-	-	-	-	-	-

For description of 4-digits HS code in Chapter 71, kindly click [here](#).

Malaysia's Schedule of Tariff Commitments by Chapter (cont.)

HS Code Chapter 72 – Iron and Steel

Total tariff lines = 290

By Category	(A)	(B)				(C)	(D)	
	BR=0%	0% in Y1	0% in "Y10"	0% in "Y15"	0% in "Y20"	RT-Y23	TRRU	U
Number of tariff lines	94	1	27	35	4	-	129	-
Share of total	32%	0%	9%	12%	1%	-	44%	-

Number (N) of tariff lines (TL) by heading (4-digits HS code)

Category	(A)	(B)					(C)			(D)	
By 4-digits HS code	BR = 0%	C-BR (Y1-20)	0% in Y1	0% in Y10	0% in Y15	0% in Y20	RT-Y23	C-BR	TR in Y23	TRRU or U	C-BR
	N of TL	%	N of TL				N of TL	%	%	N of TL	%
7201-7203	20	-	-	-	-	-	-	-	-	-	-
7204	6	5%*	1	-	-	-	-	-	-	-	-
7205	3	-	-	-	-	-	-	-	-	-	-
7206	2	5%	-	-	1	-	-	-	-	-	-
7207	4	5%	-	1	-	-	-	-	-	-	-
7208	-	-	-	-	-	-	-	-	-	17	20%
7209	-	-	-	-	-	-	-	-	-	15	20%
7210	-	-	-	-	-	-	-	-	-	29	5-20%
7211	-	-	-	-	-	-	-	-	-	17	20%
7212	-	-	-	-	-	-	-	-	-	29	5-20%
7213	-	-	-	-	-	-	-	-	-	4	5%
7214	4	5%	-	-	4	-	-	-	-	8	5%
7215	1	5%	-	-	5	-	-	-	-	2	5%
7216	-	5%	-	-	21	-	-	-	-	-	-
7217	-	5%	-	-	-	4	-	-	-	-	-
7218	1	5%	-	1	-	-	-	-	-	1	5%

For description of 4-digits HS code in Chapter 72, kindly click [here](#).

Malaysia's Schedule of Tariff Commitments by Chapter (cont.)

HS Code Chapter 72 – Iron and Steel (cont.)

Total tariff lines = 290

By Category	(A)	(B)				(C)	(D)	
	BR=0%	0% in Y1	0% in "Y10"	0% in "Y15"	0% in "Y20"	RT-Y23	TRRU	U
Number of tariff lines	94	1	27	35	4	-	129	-
Share of total	32%	0%	9%	12%	1%	-	44%	-

Number (N) of tariff lines (TL) by heading (4-digits HS code) (cont.)

Category	(A)	(B)					(C)			(D)	
By 4-digits HS code	BR = 0%	C-BR (Y1-20)	0% in Y1	0% in Y10	0% in Y15	0% in Y20	RT-Y23	C-BR	TR in Y23	TRRU or U	C-BR
	N of TL	%	N of TL				N of TL	%	%	N of TL	%
7219	14	-	-	-	-	-	-	-	-	-	-
7220	8	10%	-	3	1	-	-	-	-	-	-
7221	-	-	-	-	-	-	-	-	-	1	5%
7222	3	5%	-	4	1	-	-	-	-	1	5%
7223	-	-	-	-	-	-	-	-	-	1	5%
7224	-	5%	-	1	1	-	-	-	-	-	-
7225	8	-	-	-	-	-	-	-	-	-	-
7226	12	10%	-	6	-	-	-	-	-	-	-
7227	-	5%	-	2	-	-	-	-	-	1	5%
7228	8	5%	-	7	-	-	-	-	-	3	5%
7229	-	5%	-	2	1	-	-	-	-	-	-

Note: *together with fix tax amount of RM0.04921

For description of 4-digits HS code in Chapter 72, kindly click [here](#).

Malaysia's Schedule of Tariff Commitments by Chapter (cont.)

HS Code Chapter 73 – Articles of Iron or Steel

Total tariff lines = 187

By Category	(A)	(B)				(C)	(D)	
	BR=0%	0% in Y1	0% in "Y10"	0% in "Y15"	0% in "Y20"	RT-Y23	TRRU	U
Number of tariff lines	15	-	98	46	4	-	24	-
Share of total	8%	-	52%	25%	2%	-	13%	-

Number (N) of tariff lines (TL) by heading (4-digits HS code)

Category	(A)	(B)					(C)			(D)	
By 4-digits HS code	BR = 0%	C-BR (Y1-20)	0% in Y1	0% in Y10	0% in Y15	0% in Y20	RT-Y23	C-BR	TR in Y23	TRRU or U	C-BR
	N of TL	%	N of TL				N of TL	%	%	N of TL	%
7301	-	5%	-	1	1	-	-	-	-	-	-
7302	3	5%	-	2	-	-	-	-	-	-	-
7303	-	20%	-	-	-	1	-	-	-	-	-
7304	-	20%	-	4	16	-	-	-	-	-	-
7305	-	-	-	-	-	-	-	-	-	7	20%
7306	-	-	-	-	-	-	-	-	-	10	20%
7307	-	5-20%	-	16	-	-	-	-	-	2	20%
7308	-	10-20%	-	4	-	-	-	-	-	4	20%
7309	-	5-10%	-	2	-	-	-	-	-	-	-
7310	-	5-15%	-	6	-	-	-	-	-	-	-
7311	3	15%	-	1	-	-	-	-	-	-	-
7312	-	5%	-	2	-	-	-	-	-	-	-
7313	-	5%	-	1	-	-	-	-	-	-	-
7314	-	5%	-	10	-	-	-	-	-	-	-
7315	-	5%	-	-	12	3	-	-	-	-	-
7316	-	5%	-	1	-	-	-	-	-	-	-

For description of 4-digits HS code in Chapter 73, kindly click [here](#).

Malaysia's Schedule of Tariff Commitments by Chapter (cont.)

HS Code Chapter 73 – Articles of Iron or Steel (cont.)

Total tariff lines = 187

By Category	(A)	(B)				(C)	(D)	
	BR=0%	0% in Y1	0% in "Y10"	0% in "Y15"	0% in "Y20"	RT-Y23	TRRU	U
Number of tariff lines	15	-	98	46	4	-	24	-
Share of total	8%	-	52%	25%	2%	-	13%	-

Number (N) of tariff lines (TL) by heading (4-digits HS code) (cont.)

Category	(A)	(B)					(C)			(D)	
By 4-digits HS code	BR = 0%	C-BR (Y1-20)	0% in Y1	0% in Y10	0% in Y15	0% in Y20	RT-Y23	C-BR	TR in Y23	TRRU or U	C-BR
	N of TL	%	N of TL				N of TL	%	%	N of TL	%
7317	-	5%	-	-	2	-	-	-	-	-	-
7318	-	5%	-	-	12	-	-	-	-	-	-
7319	-	5%	-	2	-	-	-	-	-	-	-
7320	-	5%	-	-	3	-	-	-	-	-	-
7321	-	5-20%	-	11	-	-	-	-	-	1	5%
7322	3	-	-	-	-	-	-	-	-	-	-
7323	-	15-20%	-	9	-	-	-	-	-	-	-
7324	3	5-20%	-	11	-	-	-	-	-	-	-
7325	-	5-15%	-	5	-	-	-	-	-	-	-
7326	3	5-20%	-	10	-	-	-	-	-	-	-

For description of 4-digits HS code in Chapter 73, kindly click [here](#).

Malaysia's Schedule of Tariff Commitments by Chapter (cont.)

HS Code Chapter 74 – Copper and Articles Thereof

Total tariff lines = 62

By Category	(A)	(B)				(C)	(D)	
	BR=0%	0% in Y1	0% in "Y10"	0% in "Y15"	0% in "Y20"	RT-Y23	TRRU	U
Number of tariff lines	48	6	6	-	-	-	2	-
Share of total	77%	10%	10%	-	-	-	3%	-

Number (N) of tariff lines (TL) by heading (4-digits HS code)

Category	(A)	(B)					(C)			(D)	
By 4-digits HS code	BR = 0%	C-BR (Y1-20)	0% in Y1	0% in Y10	0% in Y15	0% in Y20	RT-Y23	C-BR	TR in Y23	TRRU or U	C-BR
	N of TL	%	N of TL				N of TL	%	%	N of TL	%
7401-7406	13	-	-	-	-	-	-	-	-	-	-
7407	3	18%	-	1	-	-	-	-	-	-	-
7408	3	25%	-	1	-	-	-	-	-	1	25%
7409-7411	16	-	-	-	-	-	-	-	-	-	-
7412	2	5%	2	-	-	-	-	-	-	-	-
7413	-	25%	-	1	-	-	-	-	-	-	-
7415	6	-	-	-	-	-	-	-	-	-	-
7418	-	5-25%	2	3	-	-	-	-	-	-	-
7419	5	5%	2	-	-	-	-	-	-	1	25%

Note: HS code 7414, 7416 and 7417 absent in Harmonized Tariff Schedule of the United States Basic Revision 7 (2021)

For description of 4-digits HS code in Chapter 74, kindly click [here](#).

**Malaysia’s Schedule of Tariff
Commitments by Chapter (cont.)**

HS Code Chapter 75 – Nickel and Articles Thereof

Total tariff lines = 17

By Category	(A)	(B)				(C)	(D)	
	BR=0%	0% in Y1	0% in "Y10"	0% in "Y15"	0% in "Y20"	RT-Y23	TRRU	U
Number of tariff lines	17	-	-	-	-	-	-	-
Share of total	100%	-	-	-	-	-	-	-

Malaysia's Schedule of Tariff Commitments by Chapter (cont.)

HS Code Chapter 76 – Aluminium and Articles Thereof

Total tariff lines = 43

By Category	(A)	(B)				(C)	(D)	
	BR=0%	0% in Y1	0% in "Y10"	0% in "Y15"	0% in "Y20"	RT-Y23	TRRU	U
Number of tariff lines	7	-	-	-	1	4	31	-
Share of total	16%	-	-	-	2%	9%	72%	-

Number (N) of tariff lines (TL) by heading (4-digits HS code)

Category	(A)	(B)					(C)			(D)	
By 4-digits HS code	BR = 0%	C-BR (Y1-20)	0% in Y1	0% in Y10	0% in Y15	0% in Y20	RT-Y23	C-BR	TR in Y23	TRRU or U	C-BR
	N of TL	%	N of TL				N of TL	%	%	N of TL	%
7601-7603	5	-	-	-	-	-	-	-	-	-	-
7604	-	-	-	-	-	-	-	-	-	3	25%
7605	-	-	-	-	-	-	-	-	-	4	25%
7606	-	-	-	-	-	-	-	-	-	4	30%
7607	-	-	-	-	-	-	-	-	-	4	25-30%
7608	-	-	-	-	-	-	-	-	-	2	25%
7609	-	-	-	-	-	-	1	5%	3%	-	-
7610	-	-	-	-	-	-	-	-	-	3	25%
7611	-	-	-	-	-	-	-	-	-	1	20%
7612	-	-	-	-	-	-	-	-	-	2	20%
7613	-	-	-	-	-	-	1	5%	3%	-	-
7614	-	-	-	-	-	-	-	-	-	2	30%
7615	2	25%	-	-	-	1	-	-	-	2	30%
7616	-	-	-	-	-	-	2	5%	3%	4	20-25%

For description of 4-digits HS code in Chapter 76, kindly click [here](#).

Malaysia's Schedule of Tariff Commitments by Chapter (cont.)

HS Code Chapter 78 – Lead and Articles Thereof

Total tariff lines = 11

By Category	(A)	(B)				(C)	(D)	
	BR=0%	0% in Y1	0% in "Y10"	0% in "Y15"	0% in "Y20"	RT-Y23	TRRU	U
Number of tariff lines	9	-	2	-	-	-	-	-
Share of total	82%	-	18%	-	-	-	-	-

Number (N) of tariff lines (TL) by heading (4-digits HS code)

Category	(A)	(B)					(C)			(D)	
By 4-digits HS code	BR = 0%	C-BR (Y1-20)	0% in Y1	0% in Y10	0% in Y15	0% in Y20	RT-Y23	C-BR	TR in Y23	TRRU or U	C-BR
	N of TL	%	N of TL				N of TL	%	%	N of TL	%
7801	2	15%	-	2	-	-	-	-	-	-	-
7802&7804	6	-	-	-	-	-	-	-	-	-	-
7806	1	-	-	-	-	-	-	-	-	-	-

Note: HS code 7803 and 7805 absent in Harmonized Tariff Schedule of the United States Basic Revision 7 (2021)

For description of 4-digits HS code in Chapter 78, kindly click [here](#).

Malaysia's Schedule of Tariff Commitments by Chapter (cont.)

HS Code Chapter 79 – Zinc and Articles Thereof

Total tariff lines = 14

By Category	(A)	(B)				(C)	(D)	
	BR=0%	0% in Y1	0% in "Y10"	0% in "Y15"	0% in "Y20"	RT-Y23	TRRU	U
Number of tariff lines	9	-	5	-	-	-	-	-
Share of total	64%	-	36%	-	-	-	-	-

Number (N) of tariff lines (TL) by heading (4-digits HS code)

Category	(A)	(B)					(C)			(D)	
By 4-digits HS code	BR = 0%	C-BR (Y1-20)	0% in Y1	0% in Y10	0% in Y15	0% in Y20	RT-Y23	C-BR	TR in Y23	TRRU or U	C-BR
	N of TL	%	N of TL				N of TL	%	%	N of TL	%
7901-7904	7	-	-	-	-	-	-	-	-	-	-
7905	1	20%	-	1	-	-	-	-	-	-	-
7906	1	5-25%	-	4	-	-	-	-	-	-	-

For description of 4-digits HS code in Chapter 79, kindly click [here](#).

Malaysia's Schedule of Tariff Commitments by Chapter (cont.)

HS Code Chapter 80 – Tin and Articles Thereof

Total tariff lines = 10

By Category	(A)	(B)				(C)	(D)	
	BR=0%	0% in Y1	0% in "Y10"	0% in "Y15"	0% in "Y20"	RT-Y23	TRRU	U
Number of tariff lines	7	-	3	-	-	-	-	-
Share of total	70%	-	30%	-	-	-	-	-

Number (N) of tariff lines (TL) by heading (4-digits HS code)

Category	(A)	(B)					(C)			(D)	
By 4-digits HS code	BR = 0%	C-BR (Y1-20)	0% in Y1	0% in Y10	0% in Y15	0% in Y20	RT-Y23	C-BR	TR in Y23	TRRU or U	C-BR
	N of TL	%	N of TL				N of TL	%	%	N of TL	%
8001-8003	4	-	-	-	-	-	-	-	-	-	-
8007	3	5-25%	-	3	-	-	-	-	-	-	-

Note: HS code 8004, 8005 and 8006 absent in Harmonized Tariff Schedule of the United States Basic Revision 7 (2021)

For description of 4-digits HS code in Chapter 80, kindly click [here](#).

HS Code Chapter 81 – Other Base Metals; Cermets; Articles Thereof

Total tariff lines = 48

By Category	(A)	(B)				(C)	(D)	
	BR=0%	0% in Y1	0% in "Y10"	0% in "Y15"	0% in "Y20"	RT-Y23	TRRU	U
Number of tariff lines	48	-	-	-	-	-	-	-
Share of total	100%	-	-	-	-	-	-	-

Malaysia's Schedule of Tariff Commitments by Chapter (cont.)

HS Code Chapter 82 – Tools, Implements, Cutlery, Spoons and Forks, of Base Metal; Parts Thereof of Base Metal

Total tariff lines = 81

By Category	(A)	(B)				(C)	(D)	
	BR=0%	0% in Y1	0% in "Y10"	0% in "Y15"	0% in "Y20"	RT-Y23	TRRU	U
Number of tariff lines	10	46	17	8	-	-	-	-
Share of total	12%	57%	21%	10%	-	-	-	-

Number (N) of tariff lines (TL) by heading (4-digits HS code)

Category	(A)	(B)					(C)			(D)	
By 4-digits HS code	BR = 0%	C-BR (Y1-20)	0% in Y1	0% in Y10	0% in Y15	0% in Y20	RT-Y23	C-BR	TR in Y23	TRRU or U	C-BR
	N of TL	%	N of TL				N of TL	%	%	N of TL	%
8201	6	-	-	-	-	-	-	-	-	-	-
8202	1	5%	9	-	1	-	-	-	-	-	-
8203	-	5%	4	-	-	-	-	-	-	-	-
8204	-	5%	3	-	-	-	-	-	-	-	-
8205	-	5%	9	-	-	-	-	-	-	-	-
8206	-	5%	1	-	-	-	-	-	-	-	-
8207	-	5%	10	-	-	-	-	-	-	-	-
8208	-	5%	5	-	-	-	-	-	-	-	-
8209	-	5%	1	-	-	-	-	-	-	-	-
8210	-	5%	1	-	-	-	-	-	-	-	-
8211	-	5-25%	3	12	-	-	-	-	-	-	-
8212	3	-	-	-	-	-	-	-	-	-	-
8213	-	25%	-	1	-	-	-	-	-	-	-
8214	-	25%	-	3	-	-	-	-	-	-	-
8215	-	25%	-	1	7	-	-	-	-	-	-

For description of 4-digits HS code in Chapter 82, kindly click [here](#).

Malaysia's Schedule of Tariff Commitments by Chapter (cont.)

HS Code Chapter 83 – Miscellaneous Articles of Base Metal

Total tariff lines = 60

By Category	(A)	(B)				(C)	(D)	
	BR=0%	0% in Y1	0% in "Y10"	0% in "Y15"	0% in "Y20"	RT-Y23	TRRU	U
Number of tariff lines	8	7	43	-	-	-	2	-
Share of total	13%	12%	72%	-	-	-	3%	-

Number (N) of tariff lines (TL) by heading (4-digits HS code)

Category	(A)	(B)					(C)			(D)	
By 4-digits HS code	BR = 0%	C-BR (Y1-20)	0% in Y1	0% in Y10	0% in Y15	0% in Y20	RT-Y23	C-BR	TR in Y23	TRRU or U	C-BR
	N of TL	%	N of TL				N of TL	%	%	N of TL	%
8301	1	25%	-	9	-	-	-	-	-	-	-
8302	2	15-20%	-	11	-	-	-	-	-	1	20%
8303	-	20%	-	1	-	-	-	-	-	-	-
8304	1	5-25%	-	4	-	-	-	-	-	-	-
8305	1	5-25%	-	5	-	-	-	-	-	-	-
8306	1	5-20%	4	6	-	-	-	-	-	-	-
8307	-	5%	2	-	-	-	-	-	-	-	-
8308	2	5%	1	-	-	-	-	-	-	-	-
8309	-	5-25%	-	3	-	-	-	-	-	-	-
8310	-	20%	-	1	-	-	-	-	-	-	-
8311	-	30%	-	3	-	-	-	-	-	1	30%

For description of 4-digits HS code in Chapter 83, kindly click [here](#).

Malaysia's Schedule of Tariff Commitments by Chapter (cont.)

HS Code Chapter 84 – Nuclear Reactors, Boilers, Machinery and Mechanical Appliances; Parts Thereof

Total tariff lines = 689

By Category	(A)	(B)				(C)	(D)	
	BR=0%	0% in Y1	0% in "Y10"	0% in "Y15"	0% in "Y20"	RT-Y23	TRRU	U
Number of tariff lines	487	41	87	21	11	26	16	-
Share of total	71%	6%	13%	3%	2%	4%	2%	-

Number (N) of tariff lines (TL) by heading (4-digits HS code)

Category	(A)	(B)					(C)			(D)	
By 4-digits HS code	BR = 0%	C-BR (Y1-20)	0% in Y1	0% in Y10	0% in Y15	0% in Y20	RT-Y23	C-BR	TR in Y23	TRRU or U	C-BR
	N of TL	%	N of TL				N of TL	%	%	N of TL	%
8401	4	-	-	-	-	-	-	-	-	-	-
8402	-	5-20%	-	4	1	-	-	-	-	-	-
8403	2	-	-	-	-	-	-	-	-	-	-
8404	2	5%	3	-	-	-	-	-	-	-	-
8405-8406	6	-	-	-	-	-	-	-	-	-	-
8407	3	5-30%	3	3	-	-	-	-	-	-	-
8408	3	-	-	-	-	-	-	-	-	-	-
8409	4	5-30%	-	8	-	-	-	-	-	-	-
8410-8412	21	-	-	-	-	-	-	-	-	-	-
8413	8	5-25%	5	5	-	-	-	-	-	-	-
8414	11	5-35%	1	11	2	5	-	-	-	2	20-30**%
8415	7	30%	-	3	-	6	-	-	-	1	30%
8416-8417	8	-	-	-	-	-	-	-	-	-	-
8418	-	30%	-	6	-	-	-	-	-	10	30%
8419	13	25-30%	-	5	-	-	-	-	-	-	-
8420	3	-	-	-	-	-	-	-	-	-	-

For description of 4-digits HS code in Chapter 84, kindly click [here](#).

Malaysia's Schedule of Tariff Commitments by Chapter (cont.)

HS Code Chapter 84 – Nuclear Reactors, Boilers, Machinery and Mechanical Appliances; Parts Thereof (cont.)

Total tariff lines = 689

By Category	(A)	(B)				(C)	(D)	
	BR=0%	0% in Y1	0% in "Y10"	0% in "Y15"	0% in "Y20"	RT-Y23	TRRU	U
Number of tariff lines	487	41	87	21	11	26	16	-
Share of total	71%	6%	13%	3%	2%	4%	2%	-

Number (N) of tariff lines (TL) by heading (4-digits HS code) (cont.)

Category	(A)	(B)					(C)			(D)	
By 4-digits HS code	BR = 0%	C-BR (Y1-20)	0% in Y1	0% in Y10	0% in Y15	0% in Y20	RT-Y23	C-BR	TR in Y23	TRRU or U	C-BR
	N of TL	%	N of TL				N of TL	%	%	N of TL	%
8421	14	5-25%	-	6	1	-	-	-	-	-	-
8422	5	5-20%	-	3	-	-	-	-	-	-	-
8423	7	-	-	-	-	-	-	-	-	-	-
8424	5	25%	-	1	-	-	-	-	-	-	-
8425	-	5%	8	-	-	-	-	-	-	-	-
8426	1	5%	-	-	2	-	6	5%	3%	2	20%
8427	-	-	-	-	-	-	3	5%	3%	-	-
8428	1	5%	9	-	-	-	1	5%	3%	-	-
8429	-	5%	-	-	2	-	8	5-25%	3-5%	-	-
8430	1	-	-	-	1	-	8	5-20%	3-5%	-	-
8431	1	5-10%	2	-	9	-	-	-	-	-	-
8432	7	-	-	-	-	-	-	-	-	-	-
8433	9	15%	-	-	2	-	-	-	-	1	30%
8434-8449	96	-	-	-	-	-	-	-	-	-	-
8450	3	5-25%	-	4	-	-	-	-	-	-	-
8451	9	20-30%	-	1	1	-	-	-	-	-	-

For description of 4-digits HS code in Chapter 84, kindly click [here](#).

Malaysia's Schedule of Tariff Commitments by Chapter (cont.)

HS Code Chapter 84 – Nuclear Reactors, Boilers, Machinery and Mechanical Appliances; Parts Thereof (cont.)

Total tariff lines = 689

By Category	(A)	(B)				(C)	(D)	
	BR=0%	0% in Y1	0% in "Y10"	0% in "Y15"	0% in "Y20"	RT-Y23	TRRU	U
Number of tariff lines	487	41	87	21	11	26	16	-
Share of total	71%	6%	13%	3%	2%	4%	2%	-

Number (N) of tariff lines (TL) by heading (4-digits HS code) (cont.)

Category	(A)	(B)					(C)			(D)	
By 4-digits HS code	BR = 0%	C-BR (Y1-20)	0% in Y1	0% in Y10	0% in Y15	0% in Y20	RT-Y23	C-BR	TR in Y23	TRRU or U	C-BR
	N of TL	%	N of TL				N of TL	%	%	N of TL	%
8452	4	17-20%	-	3	-	-	-	-	-	-	-
8453-8473	128	-	-	-	-	-	-	-	-	-	-
8474	6	20%	-	1	-	-	-	-	-	-	-
8475-8479	33	-	-	-	-	-	-	-	-	-	-
8480	9	5%	-	1	-	-	-	-	-	-	-
8481	25	5-25%	-	21	-	-	-	-	-	-	-
8482	8	-	-	-	-	-	-	-	-	-	-
8483	-	5%	7	-	-	-	-	-	-	-	-
8484	-	5%	3	-	-	-	-	-	-	-	-
8486	17	10%	-	1	-	-	-	-	-	-	-
8487	3	-	-	-	-	-	-	-	-	-	-

*Note: HS code 8485 absent in Harmonized Tariff Schedule of the United States Basic Revision 7 (2021); *30% tariff rate or RM60 each w.i.t.h for HS Code 841430100*

For description of 4-digits HS code in Chapter 84, kindly click [here](#).

Malaysia's Schedule of Tariff Commitments by Chapter (cont.)

HS Code Chapter 85 – Electrical Machinery and Equipment and Parts Thereof; Sound Recorders and Reproducers, Television Image and Sound Recorders and Reproducers, and Parts and Accessories of Such Articles

Total tariff lines = 451

By Category	(A)	(B)				(C)	(D)	
	BR=0%	0% in Y1	0% in "Y10"	0% in "Y15"	0% in "Y20"	RT-Y23	TRRU	U
Number of tariff lines	301	15	34	54	-	7	38	2
Share of total	67%	3%	8%	12%	-	2%	8%	0%

Number (N) of tariff lines (TL) by heading (4-digits HS code)

Category	(A)	(B)					(C)			(D)	
By 4-digits HS code	BR = 0%	C-BR (Y1-20)	0% in Y1	0% in Y10	0% in Y15	0% in Y20	RT-Y23	C-BR	TR in Y23	TRRU or U	C-BR
	N of TL	%	N of TL				N of TL	%	%	N of TL	%
8501	14	15%	-	-	1	-	-	-	-	-	-
8502-8503	9	-	-	-	-	-	-	-	-	-	-
8504	6	5%	7	-	4	-	1	5%	3%	-	-
8505-8506	12	-	-	-	-	-	-	-	-	-	-
8507	10	20%	-	1	2	-	-	-	-	10	20-25%
8508	3	20%	-	-	2	-	-	-	-	-	-
8509	1	20%	-	-	1	-	-	-	-	2	20%
8510	4	-	-	-	-	-	-	-	-	-	-
8511	5	5-10%	1	1	-	-	-	-	-	-	-
8512-8515	20	-	-	-	-	-	-	-	-	-	-
8516	6	20%	-	2	7	-	-	-	-	4	20%
8517	23	-	-	-	-	-	-	-	-	-	-
8518	4	5-15%	1	5	1	-	-	-	-	-	-
8519	15	5-10%	2	3	1	-	-	-	-	-	-
8521-8526	58	-	-	-	-	-	-	-	-	-	-

For description of 4-digits HS code in Chapter 85, kindly click [here](#).

Malaysia's Schedule of Tariff Commitments by Chapter (cont.)

HS Code Chapter 85 – Electrical Machinery and Equipment and Parts Thereof; Sound Recorders and Reproducers, Television Image and Sound Recorders and Reproducers, and Parts and Accessories of Such Articles (cont.)

Total tariff lines = 451

By Category	(A)	(B)				(C)	(D)	
	BR=0%	0% in Y1	0% in "Y10"	0% in "Y15"	0% in "Y20"	RT-Y23	TRRU	U
Number of tariff lines	301	15	34	54	-	7	38	2
Share of total	67%	3%	8%	12%	-	2%	8%	-

Number (N) of tariff lines (TL) by heading (4-digits HS code) (cont.)

Category	(A)	(B)					(C)			(D)	
By 4-digits HS code	BR = 0%	C-BR (Y1-20)	0% in Y1	0% in Y10	0% in Y15	0% in Y20	RT-Y23	C-BR	TR in Y23	TRRU or U	C-BR
	N of TL	%	N of TL				N of TL	%	%	N of TL	%
8527	6	20%	-	7	-	-	-	-	-	-	-
8528	7	25-30%	-	-	2	-	-	-	-	2	25-30%
8529	4	5%	-	-	3	-	-	-	-	-	-
8530-8534	25	-	-	-	-	-	-	-	-	-	-
8535	1	15%	-	3	6	-	-	-	-	-	-
8536	17	5-15%	1	6	7	-	-	-	-	-	-
8537	1	15%	-	-	3	-	-	-	-	-	-
8538	3	-	-	-	-	-	-	-	-	-	-
8539	1	5-15%	2	6	3	-	-	-	-	-	-
8540-8542	24	-	-	-	-	-	-	-	-	-	-
8543	5	5%	1	-	-	-	-	-	-	2	Nil
8544	3	5-25%	-	-	11	-	2	5%	3%	20	30%
8545-8547	11	-	-	-	-	-	-	-	-	-	-
8548	3	-	-	-	-	-	4	5-25%	3-5%	-	-

Note: HS code 8520 absent in Harmonized Tariff Schedule of the United States Basic Revision 7 (2021)

For description of 4-digits HS code in Chapter 85, kindly click [here](#).

Malaysia's Schedule of Tariff Commitments by Chapter (cont.)

HS Code Chapter 86 – Railway or Tramway Locomotives, Rolling-Stock and Parts Thereof; Railway or Tramway Track Fixtures and Fittings and Parts Thereof; Mechanical (Including Electro-Mechanical) Traffic Signaling Equipment of All Kinds

Total tariff lines = 23

By Category	(A)	(B)				(C)	(D)	
	BR=0%	0% in Y1	0% in "Y10"	0% in "Y15"	0% in "Y20"	RT-Y23	TRRU	U
Number of tariff lines	7	16	-	-	-	-	-	-
Share of total	30%	70%	-	-	-	-	-	-

Number (N) of tariff lines (TL) by heading (4-digits HS code)

Category	(A)	(B)					(C)			(D)	
By 4-digits HS code	BR = 0%	C-BR (Y1-20)	0% in Y1	0% in Y10	0% in Y15	0% in Y20	RT-Y23	C-BR	TR in Y23	TRRU or U	C-BR
	N of TL	%	N of TL				N of TL	%	%	N of TL	%
8601	-	5%	2	-	-	-	-	-	-	-	-
8602	-	5%	2	-	-	-	-	-	-	-	-
8603	-	5%	2	-	-	-	-	-	-	-	-
8604	-	5%	1	-	-	-	-	-	-	-	-
8605	-	5%	1	-	-	-	-	-	-	-	-
8606	-	5%	5	-	-	-	-	-	-	-	-
8607	5	5%	3	-	-	-	-	-	-	-	-
8608-8609	2	-	-	-	-	-	-	-	-	-	-

For description of 4-digits HS code in Chapter 86, kindly click [here](#).

Malaysia's Schedule of Tariff Commitments by Chapter (cont.)

HS Code Chapter 87 – Vehicles Other Than Railway or Tramway Rolling-Stock, and Parts and Accessories Thereof

Total tariff lines = 356

By Category	(A)	(B)				(C)	(D)	
	BR=0%	0% in Y1	0% in "Y10"	0% in "Y15"	0% in "Y20"	RT-Y23	TRRU	U
Number of tariff lines	57	-	19	172	-	2	106	-
Share of total	16%	-	5%	48%	-	1%	30%	-

Number (N) of tariff lines (TL) by heading (4-digits HS code)

Category	(A)	(B)					(C)			(D)	
By 4-digits HS code	BR = 0%	C-BR (Y1-20)	0% in Y1	0% in Y10	0% in Y15	0% in Y20	RT-Y23	C-BR	TR in Y23	TRRU or U	C-BR
	N of TL	%	N of TL				N of TL	%	%	N of TL	%
8701	3	5-30%	-	3	3	-	-	-	-	-	-
8702	2	10-30%	-	-	6	-	2	10-30%	5%	-	-
8703	6	5-35%	-	-	86	-	-	-	-	90	10-35%
8704	7	5-30%	-	-	12	-	-	-	-	4	30%
8705	-	30%	-	-	5	-	-	-	-	-	-
8706	2	30%	-	-	4	-	-	-	-	-	-
8707	2	30%	-	-	3	-	-	-	-	1	30%
8708	6	5-30%	-	5	20	-	-	-	-	-	-
8709	-	5%	-	2	1	-	-	-	-	-	-
8710	1	-	-	-	-	-	-	-	-	-	-
8711	10	5-50%	-	-	14	-	-	-	-	10	30%
8712	3	25%	-	-	1	-	-	-	-	-	-
8713	4	-	-	-	-	-	-	-	-	-	-
8714	10	5-30%	-	8	5	-	-	-	-	1	30%
8715	1	-	-	-	-	-	-	-	-	-	-
8716	-	5-30%	-	1	12	-	-	-	-	-	-

For description of 4-digits HS code in Chapter 87, kindly click [here](#).

Malaysia's Schedule of Tariff Commitments by Chapter (cont.)

HS Code Chapter 88 – Aircraft, Spacecraft, and Parts thereof

Total tariff lines = 18

By Category	(A)	(B)				(C)	(D)	
	BR=0%	0% in Y1	0% in "Y10"	0% in "Y15"	0% in "Y20"	RT-Y23	TRRU	U
Number of tariff lines	16	1	1	-	-	-	-	-
Share of total	89%	6%	6%	-	-	-	-	-

Number (N) of tariff lines (TL) by heading (4-digits HS code)

Category	(A)	(B)					(C)			(D)	
By 4-digits HS code	BR = 0%	C-BR (Y1-20)	0% in Y1	0% in Y10	0% in Y15	0% in Y20	RT-Y23	C-BR	TR in Y23	TRRU or U	C-BR
	N of TL	%	N of TL				N of TL	%	%	N of TL	%
8801-8803	13	-	-	-	-	-	-	-	-	-	-
8804	-	5-25%	1	1	-	-	-	-	-	-	-
8805	3	-	-	-	-	-	-	-	-	-	-

For description of 4-digits HS code in Chapter 88, kindly click [here](#).

Malaysia's Schedule of Tariff Commitments by Chapter (cont.)

HS Code Chapter 89 – Ships, Boats and Floating Structures

Total tariff lines = 25

By Category	(A)	(B)				(C)	(D)	
	BR=0%	0% in Y1	0% in "Y10"	0% in "Y15"	0% in "Y20"	RT-Y23	TRRU	U
Number of tariff lines	21	-	4	-	-	-	-	-
Share of total	84%	-	16%	-	-	-	-	-

Number (N) of tariff lines (TL) by heading (4-digits HS code)

Category	(A)	(B)					(C)			(D)	
By 4-digits HS code	BR = 0%	C-BR (Y1-20)	0% in Y1	0% in Y10	0% in Y15	0% in Y20	RT-Y23	C-BR	TR in Y23	TRRU or U	C-BR
	N of TL	%	N of TL				N of TL	%	%	N of TL	%
8901	4	25%	-	2	-	-	-	-	-	-	-
8902	1	25%	-	1	-	-	-	-	-	-	-
8903	7	-	-	-	-	-	-	-	-	-	-
8904	1	25%	-	1	-	-	-	-	-	-	-
8905-8908	8	-	-	-	-	-	-	-	-	-	-

For description of 4-digits HS code in Chapter 89, kindly click [here](#).

Malaysia's Schedule of Tariff Commitments by Chapter (cont.)

HS Code Chapter 90 – Optical, Photographic, Cinematographic, Measuring, Checking, Precision, Medical or Surgical Instruments and Apparatus; Parts and Accessories thereof

Total tariff lines = 176

By Category	(A)	(B)				(C)	(D)	
	BR=0%	0% in Y1	0% in "Y10"	0% in "Y15"	0% in "Y20"	RT-Y23	TRRU	U
Number of tariff lines	161	12	3	-	-	-	-	-
Share of total	91%	7%	2%	-	-	-	-	-

Number (N) of tariff lines (TL) by heading (4-digits HS code)

Category	(A)	(B)					(C)			(D)	
By 4-digits HS code	BR = 0%	C-BR (Y1-20)	0% in Y1	0% in Y10	0% in Y15	0% in Y20	RT-Y23	C-BR	TR in Y23	TRRU or U	C-BR
	N of TL	%	N of TL				N of TL	%	%	N of TL	%
9001-9007	40	-	-	-	-	-	-	-	-	-	-
9008	3	5%	1	-	-	-	-	-	-	-	-
9010	7	20%	-	1	-	-	-	-	-	-	-
9011-9013	10	-	-	-	-	-	-	-	-	-	-
9014	2	5%	3	-	-	-	-	-	-	-	-
9015	2	5%	5	-	-	-	-	-	-	-	-
9016	1	-	-	-	-	-	-	-	-	-	-
9017	4	5%	2	-	-	-	-	-	-	-	-
9018-9023	37	-	-	-	-	-	-	-	-	-	-
9024	5	5%	1	-	-	-	-	-	-	-	-
9025-9027	16	-	-	-	-	-	-	-	-	-	-
9028	4	25%	-	2	-	-	-	-	-	-	-
9029-9033	30	-	-	-	-	-	-	-	-	-	-

Note: HS code 9009 absent in Harmonized Tariff Schedule of the United States Basic Revision 7 (2021)

For description of 4-digits HS code in Chapter 90, kindly click [here](#).

Malaysia's Schedule of Tariff Commitments by Chapter (cont.)

HS Code Chapter 91 – Clocks and Watches and Parts Thereof

Total tariff lines = 51

By Category	(A)	(B)				(C)	(D)	
	BR=0%	0% in Y1	0% in "Y10"	0% in "Y15"	0% in "Y20"	RT-Y23	TRRU	U
Number of tariff lines	48	-	2	-	1	-	-	-
Share of total	94%	-	4%	-	2%	-	-	-

Number (N) of tariff lines (TL) by heading (4-digits HS code)

Category	(A)	(B)					(C)			(D)	
By 4-digits HS code	BR = 0%	C-BR (Y1-20)	0% in Y1	0% in Y10	0% in Y15	0% in Y20	RT-Y23	C-BR	TR in Y23	TRRU or U	C-BR
	N of TL	%	N of TL				N of TL	%	%	N of TL	%
9101-9105	22	-	-	-	-	-	-	-	-	-	-
9106	-	5-35%	-	2	-	1	-	-	-	-	-
9107-9114	26	-	-	-	-	-	-	-	-	-	-

For description of 4-digits HS code in Chapter 91, kindly click [here](#).

Malaysia's Schedule of Tariff Commitments by Chapter (cont.)

HS Code Chapter 92 – Musical Instruments; Parts and Accessories of Such Articles

Total tariff lines = 17

By Category	(A)	(B)				(C)	(D)	
	BR=0%	0% in Y1	0% in "Y10"	0% in "Y15"	0% in "Y20"	RT-Y23	TRRU	U
Number of tariff lines	16	1	-	-	-	-	-	-
Share of total	94%	6%	-	-	-	-	-	-

Number (N) of tariff lines (TL) by heading (4-digits HS code)

Category	(A)	(B)					(C)			(D)	
By 4-digits HS code	BR = 0%	C-BR (Y1-20)	0% in Y1	0% in Y10	0% in Y15	0% in Y20	RT-Y23	C-BR	TR in Y23	TRRU or U	C-BR
	N of TL	%	N of TL				N of TL	%	%	N of TL	%
9201	2	15%	1	-	-	-	-	-	-	-	-
9202	2	-	-	-	-	-	-	-	-	-	-
9205-9209	12	-	-	-	-	-	-	-	-	-	-

Note: HS code 9203 and 9204 absent in Harmonized Tariff Schedule of the United States Basic Revision 7 (2021)

For description of 4-digits HS code in Chapter 92, kindly click [here](#).

Malaysia's Schedule of Tariff Commitments by Chapter (cont.)

HS Code Chapter 93 – Arms and Ammunition; Parts and Accessories Thereof

Total tariff lines = 22

By Category	(A)	(B)				(C)	(D)	
	BR=0%	0% in Y1	0% in "Y10"	0% in "Y15"	0% in "Y20"	RT-Y23	TRRU	U
Number of tariff lines	2	-	-	-	-	-	-	20
Share of total	9%	-	-	-	-	-	-	91%

Number (N) of tariff lines (TL) by heading (4-digits HS code)

Category	(A)	(B)					(C)			(D)	
By 4-digits HS code	BR = 0%	C-BR (Y1-20)	0% in Y1	0% in Y10	0% in Y15	0% in Y20	RT-Y23	C-BR	TR in Y23	TRRU or U	C-BR
	N of TL	%	N of TL				N of TL	%	%	N of TL	%
9301	-	-	-	-	-	-	-	-	-	3	5%
9302	-	-	-	-	-	-	-	-	-	1	30%
9303	-	-	-	-	-	-	-	-	-	4	30%
9304	-	-	-	-	-	-	-	-	-	1	30%
9305	-	-	-	-	-	-	-	-	-	6	5-30%
9306	2	-	-	-	-	-	-	-	-	4	5%
9307	-	-	-	-	-	-	-	-	-	1	5%

For description of 4-digits HS code in Chapter 93, kindly click [here](#).

Malaysia's Schedule of Tariff Commitments by Chapter (cont.)

HS Code Chapter 94 – Furniture; Bedding, Mattresses, Mattress Supports, Cushions and Similar Stuffed Furnishings; Lamps and Lighting Fittings, Not Elsewhere Specified or Included; Illuminated Signs, Illuminated Name-Plates and the like; Prefabricated Buildings

Total tariff lines = 77

By Category	(A)	(B)				(C)	(D)	
	BR=0%	0% in Y1	0% in "Y10"	0% in "Y15"	0% in "Y20"	RT-Y23	TRRU	U
Number of tariff lines	42	2	28	3	1	-	1	-
Share of total	55%	3%	36%	4%	1%	-	1%	-

Number (N) of tariff lines (TL) by heading (4-digits HS code)

Category	(A)	(B)					(C)			(D)	
By 4-digits HS code	BR = 0%	C-BR (Y1-20)	0% in Y1	0% in Y10	0% in Y15	0% in Y20	RT-Y23	C-BR	TR in Y23	TRRU or U	C-BR
	N of TL	%	N of TL				N of TL	%	%	N of TL	%
9401	12	20-30%	-	-	1	1	-	-	-	-	-
9402-9403	27	-	-	-	-	-	-	-	-	-	-
9404	1	20%	1	3	-	-	-	-	-	1	20%
9405	2	5-25%	1	19	2	-	-	-	-	-	-
9406	-	5-30%	-	6	-	-	-	-	-	-	-

For description of 4-digits HS code in Chapter 94, kindly click [here](#).

Malaysia's Schedule of Tariff Commitments by Chapter (cont.)

HS Code Chapter 95 – Toys, Games and Sports Requisites; Parts and Accessories Thereof

Total tariff lines = 47

By Category	(A)	(B)				(C)	(D)	
	BR=0%	0% in Y1	0% in "Y10"	0% in "Y15"	0% in "Y20"	RT-Y23	TRRU	U
Number of tariff lines	33	1	12	-	-	-	1	-
Share of total	70%	2%	26%	-	-	-	2%	-

Number (N) of tariff lines (TL) by heading (4-digits HS code)

Category	(A)	(B)					(C)			(D)	
By 4-digits HS code	BR = 0%	C-BR (Y1-20)	0% in Y1	0% in Y10	0% in Y15	0% in Y20	RT-Y23	C-BR	TR in Y23	TRRU or U	C-BR
	N of TL	%	N of TL				N of TL	%	%	N of TL	%
9503	6	-	-	-	-	-	-	-	-	-	-
9504	3	5-30%	1	10	-	-	-	-	-	1	10%
9505-9507	24	-	-	-	-	-	-	-	-	-	-
9508	-	30%	-	2	-	-	-	-	-	-	-

Note: HS code 9501 and 9502 absent in Harmonized Tariff Schedule of the United States Basic Revision 7 (2021)

For description of 4-digits HS code in Chapter 95, kindly click [here](#).

Malaysia's Schedule of Tariff Commitments by Chapter (cont.)

HS Code Chapter 96 – Miscellaneous Manufactured Articles

Total tariff lines = 89

By Category	(A)	(B)				(C)	(D)	
	BR=0%	0% in Y1	0% in "Y10"	0% in "Y15"	0% in "Y20"	RT-Y23	TRRU	U
Number of tariff lines	20	24	35	3	1	-	6	-
Share of total	22%	27%	39%	3%	1%	-	7%	-

Number (N) of tariff lines (TL) by heading (4-digits HS code)

Category	(A)	(B)					(C)			(D)	
By 4-digits HS code	BR = 0%	C-BR (Y1-20)	0% in Y1	0% in Y10	0% in Y15	0% in Y20	RT-Y23	C-BR	TR in Y23	TRRU or U	C-BR
	N of TL	%	N of TL				N of TL	%	%	N of TL	%
9601-9602	-	5-15%	9	-	-	-	-	-	-	-	-
9603	1	5-20%	8	2	-	-	-	-	-	-	-
9604	-	25%	-	1	-	-	-	-	-	-	-
9605	-	5%	-	-	1	-	-	-	-	-	-
9606	-	5-30%	1	6	-	-	-	-	-	-	-
9607	-	5%	-	3	-	-	-	-	-	-	-
9608	7	15-25%	-	8	-	-	-	-	-	-	-
9609	3	15-30%	-	2	-	-	-	-	-	-	-
9610-9611	2	-	-	-	-	-	-	-	-	-	-
9612	-	5-25%	1	2	-	-	-	-	-	-	-
9613	3	5-30%	-	3	-	1	-	-	-	3	50%
9614	-	30%	-	1	-	-	-	-	-	-	-
9615-9616	-	5-20%	4	5	-	-	-	-	-	-	-
9617	-	20%	-	2	-	-	-	-	-	-	-
9618	-	5%	1	-	-	-	-	-	-	-	-
9619	4	20%	-	-	2	-	-	-	-	3	20-30%

For description of 4-digits HS code in Chapter 96, kindly click [here](#).

Malaysia's Schedule of Tariff Commitments by Chapter (cont.)

HS Code Chapter 97 – Works of Art, Collectors' Pieces, and Antiques

Total tariff lines = 8

By Category	(A)	(B)				(C)	(D)	
	BR=0%	0% in Y1	0% in "Y10"	0% in "Y15"	0% in "Y20"	RT-Y23	TRRU	U
Number of tariff lines	6	-	2	-	-	-	-	-
Share of total	75%	-	25%	-	-	-	-	-

Number (N) of tariff lines (TL) by heading (4-digits HS code)

Category	(A)	(B)					(C)			(D)	
By 4-digits HS code	BR = 0%	C-BR (Y1-20)	0% in Y1	0% in Y10	0% in Y15	0% in Y20	RT-Y23	C-BR	TR in Y23	TRRU or U	C-BR
	N of TL	%	N of TL				N of TL	%	%	N of TL	%
9701	1	5%	-	2	-	-	-	-	-	-	-
9702-9706	5	-	-	-	-	-	-	-	-	-	-

For description of 4-digits HS code in Chapter 97, kindly click [here](#).

HS Code Chapter 98 – Special Provisions

Total tariff lines = 8

By Category	(A)	(B)				(C)	(D)	
	BR=0%	0% in Y1	0% in "Y10"	0% in "Y15"	0% in "Y20"	RT-Y23	TRRU	U
Number of tariff lines	8	-	-	-	-	-	-	-
Share of total	100%	-	-	-	-	-	-	-



SERC Sdn Bhd

Socio-Economic Research Centre

Company No.: 918837-W

**6th Floor, Wisma Chinese Chamber,
258, Jalan Ampang,**

50450 Kuala Lumpur, Malaysia

Tel: (603) 4260 3116 / 3119

Email: serc@accimerc.com

Website: <https://www.accimserc.com>

